

Issue 4

by **annie.com**™

2018-2019

➤ **6** NEW  
PATTERNS

➤ *Add-on*  
**Videos**™

➤ **FREE PATTERN &  
ZIPPER COLOR CARD  
INSIDE**

## Upcoming Shows

International Quilt Market Spring, Portland, OR — May 17 - 20, 2018 (trade/industry)  
International Quilt Market Fall, Houston, TX — November 2 - 5, 2018 (trade/industry)  
International Quilt Festival Fall, Houston, TX — November 7 - 11, 2018  
Road to California, Ontario, CA — January 24 - 27, 2019  
Sewing & Stitchery Expo, Puyallup, WA — February 28 - March 3, 2019  
H+H Cologne, Cologne, Germany — March 29 - 31, 2019 (trade/industry)

## Upcoming Class Locations

Highland Quilt Works, Bowral, Australia — June 19 - 21, 2018 (trade/industry)  
Berry Quilt & Co., Berry, NSW, Australia — June 25 - 26, 2018  
Stephs Fabrics, Moruya, NSW, Australia — June 28 - 29, 2018  
Sew Fab, Narrandera, NSW, Australia — July 1 - 3, 2018  
Shepparton Sewing Centre, Shepparton, VIC, Australia — July 6 - 7, 2018  
Sew Inn, Colac, VIC, Australia — July 9 - 10, 2018  
Sew Can I, Werrington County, NSW, Australia — July 14 - 15, 2018  
Kimz Sewing Centre, Warana, QLD, Australia — July 17 - 18, 2018  
Fifi's Fabricology, Burleigh Heads, QLD, Australia — July 20, 2018  
Surfside Quilters Guild, San Clemente, CA — September 11 - 12, 2018  
Once Upon A Quilt, Ft. Lauderdale, FL — September 21 - 23, 2018  
Sunset Slope Quilters, Grand Junction, CO — November 2018

Where will we be next? Visit us at [www.ByAnnie.com/classes](http://www.ByAnnie.com/classes) to find out!

## Table of Contents

- # Greetings from Annie
- # NEW Patterns
- # MORE NEW Patterns
- # Add-On Videos™
- # NEW Fold-over Elastic
- # ByAnnie's Soft and Stable®
- # Handbag Zippers
- # Travel Bag Comparisons
- # Hardware & Strapping
- # Supplies
- #-# Favorite Patterns
- # All About the Ruler Wrap Pattern
- # FREE Pattern: Petite Four Baskets
- # Online Resources and Education
- # Zipper Color Card

## Contact Us

### N. AMERICA & WOLRDWIDE

Website: [www.byannie.com](http://www.byannie.com)

Mail: PO Box 1003  
St. George, UT 84771  
USA

Email: [info@byannie.com](mailto:info@byannie.com)

Telephone: 435.674.9816

### EUROPE

Website: [www.byannie.com/europe](http://www.byannie.com/europe)

Mail: C/ San Isidro, 3 Bajo B  
28607 - El Alamo (Madrid)  
Spain - España

Email: [eu@byannie.com](mailto:eu@byannie.com)

Telephone: 435.674.9816



May 2018

Greetings!

We are excited to share our Spring 2018 catalog with you. On the following pages you'll find information about our newest and best products. This includes six new patterns for organizing your sewing room, your living room and your office! It also includes a full description of our Add-on Videos™, our mesh, handbag zippers, Soft and Stable®, and fold-over elastic, and many beautiful new models of our top-selling projects.

Also, be sure to check the end of the catalog for some helpful content. We have included our Handbag Zipper Color Chart to help you accurately match your fabrics. We have included a information about how to find online video and blog content. And, perhaps best of all, we have also included a fun and easy [free pattern!](#)

With this catalog, we wanted to again send a special 'thank you' to the amazing designers and fabric companies who shared their latest work with us and give us the opportunity to play with their beautiful fabrics. We couldn't produce these eye-catching models without them. To help promote them, we include information about the fabric used near most photographs. If you love something, please check the fine print near the image to learn more.

We hope this catalog inspires you to try a new project, experiment with color, and sew with some innovative designs. Remember to check with your local quilt shop for fabrics, patterns, and supplies. Your support keeps them in business and helps us all continue to provide new and exciting products for you.

Don't forget to visit us online at our website and social media accounts. Check back regularly to hear about upcoming shows and classes, too. We love hearing from you and seeing your creations.

Happy stitching,

Annie

Annie

PS. Please note that we are a PATTERN company. The images shown are models made using our patterns; the finished bags are NOT for sale. We're happy to provide you with the patterns and supplies need to make any of the items pictured, but YOU get the fun of making it! If you need help, be sure to check out our online videos, classes and Add-on Videos™.

---

Now on a more personal note, I must say that producing six new patterns along with our second catalog has definitely been an undertaking — and a real group effort, too. Extra-special thanks go to the following people:

- David, Mindy, Alicia, Bryn, Diana, Jinny, Moni, and Bailee for keeping the wheels of ByAnnie turning while I focused on creating new items.
- Brooke for photography, design, and taking the lead on this catalog. You knocked it out of the park.
- Jake for your amazing work in helping us to create excellent video tutorials and marketing. Your attention to detail, constant flexibility, and creativity are much appreciated.
- Lindsie for graphic design and amazing illustrations. You continue to help me take my patterns to new heights.
- Leslie for technical editing and proofing. Your eagle eyes and ability to sew a project in your head while thinking of all the little details are much appreciated!
- Angela and Mary Anne for your stalwart help in sewing models, testing designs, and providing thoughtful and informed input.
- Our pattern testers, Cindy, Cynthia, Daryl, Jan, Jennifer, Kaitlyn, Lavelle, Michelle, and Vicky, for making our patterns and videos better.
- Casey, Gloria and Liam for being both business partners and family. I love working with you!
- Kathy and Marv at Alphagraphics for your expert help and for always making us feel like we are your only customer.
- Last, to all our amazing customers. I am so privileged to work for all of you and to be able to make my love of sewing my job. Thank you.



# CHECK OUT THESE NEW PATTERNS



## Grab Some Grub 2.0

### Now with slicker!

We've updated this classic to include easy instructions on how to add slicker in this personable lunch bag. You'll have no trouble cleaning up the spills and messes that tend to happen between home and school!  
Finished: 9"H x 8"W x 6"D

### Get this pattern

Pattern only **PBA235-2 - \$9.95**

Pictured: Windham Fabrics Cottage Joy by Shannon Christensen



## Clam Up


### Adorable organization in 5 sizes!

Perfect for storing makeup or other essentials, all 5 of these adorable little bags with their rounded edges fit easily inside each other to save space when empty. A simple project, great for gifting. Options for adding slicker.  
Finished: five sizes from XS (2¾"H x 3½"W x 2¾"D) to XL (5½"H x 7½"W x 5"D)

### Get this pattern

Pattern only **PBA275 - \$9.95**

Pictured: FreeSpirit De La Luna by Tula Pink



## Ruler Wrap

### Protect those precious rulers!

This project is the perfect addition to any dedicated maker's studio. It provides roomy storage and more than adequate protection for precious rulers and even a cutting mat. See page XX for a peek inside this marvelous wrap.  
Small carrier: 47"H x 27"W open  
Large carrier: 68"H x 27"W open

### Get this pattern

Pattern only **PBA270 - \$9.95**

Pictured: FreeSpirit All Stars and Spirit Animal by Tula Pink



## Running With Scissors

### Efficient storage for the tools of your trade!

Whether you need a safe way to carry tools to class or you want to protect your brushes and makeup as you travel, our Running With Scissors pattern keeps everything snug and secure. A pad buffer protects tools from harming each other when case is closed.  
Finished: 10 1/2"H x 12-1/2"W x 1-1/2"D when closed and opens to 12-1/2"H x 20-1/2"W.

### Get this pattern

Pattern only **PBA272 - \$9.95**

Pictured: FreeSpirit

All Stars and De La Luna by Tula Pink



left Running With Scissors and Take A Stand work well together as companion projects!

- I. TULA PINK SEAM RIPPER BLADES
- J. BYANNIE STILETTO
- K. TULA PINK SEAM RIPPER
- L. TULA PINK SNIP 5"
- M. BYANNIE BIAS TUCKER
- N. HEMOSTAT
- O. CLOVER CHACO LINERS
- P. GLUE STICK

## Take A Stand

### No tool or supply left behind!

Available in two sizes, this sturdy satchel is a great way to carry along your iron, project pieces, or thread. As seen above-left, the smaller size of this pattern is a great companion piece for Running With Scissors, providing a stand for ease of access while the larger size can fit a small sewing machine.

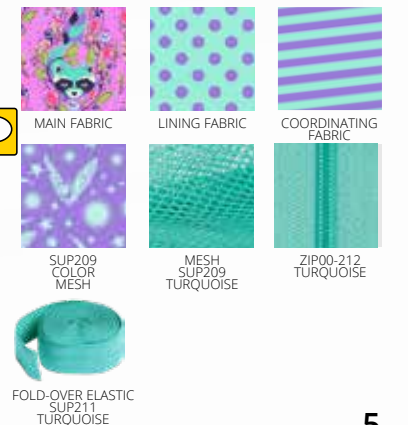
Small: 8-3/4"H x 12"W x 6-1/2"D  
Large: 12-1/2"H x 16"W x 8"D

### Get this pattern

Pattern only **PBA273 - \$9.95**

Pictured: FreeSpirit

All Stars and De Le Luna by Tula Pink



## Contain Yourself

### Storage cubes to match any decor!

Sew the storage that is right for you! Make four containers from a single yard of fabric. The large and medium containers can fit easily into the standardized cube shelves (i.e. Ikea KALLAX type) and the small containers are great for storing sewing or office supplies.


Small: 2¾"H x 4½"W x 4½"D  
Medium: 6"H x 6"W x 10½"D  
Large: 11¼"H x 11½"W x 11½"D

### Get this pattern

Pattern only **PBA274 - \$9.95**

Pictured: FreeSpirit

How Do You Do? by Keiko Goke



# EXPLORE THESE RECENT PATTERNS



Add-on Video

## Glo and Go

### Stylish organization

This handy set makes organizing makeup, brushes, tools, and toiletries a breeze. Mesh pockets provide visible storage and a clear vinyl flap keeps everything safe, secure, and clean.

Open wrap: 9½"H x 15"W  
Bag: 5¾"H x 9½"W

### Get this pattern

Pattern only **PBA269 - \$9.95**

Pictured: FreeSpirit  
Avalon by Joel Dewberry



MAIN FABRIC

MAIN FABRIC

ZIP30-245 TAHITI

LINING FABRIC

COORDINATING FABRIC

MESH SUP209 TAHITI

FOLD-OVER ELASTIC SUP211 TAHITI

HAR1-N-350 1" wide-mouth slider



above, left Glo and Go, bag and closed wrap



Add-on Video

## Renaissance Ribbon Bags

### Add a little luxury

Perfect for travel or everyday use; a variety of ribbons and borders transforms these simple, easy bags into exquisite masterpieces. No unfinished seams or bindings.

SM bag: 5¾"H x 5½" to 7"W x 2"D  
LG bag: 5¾"H x 7½" to 10½"W x 3"D

### Get this pattern

Pattern only **PBA266 - \$9.95**

Pictured: Renaissance Ribbons  
by Odile Bailloeuil



1½" WIDE - ¾" WIDE RENAISSANCE RIBBON

5" WIDE VELVET BORDER

LINING FABRIC (FreeSpirit/ Kaffe Fassett)

ZIP30-260 ATOM RED



Add-on Video

## I'll Drink to That

### Perfect picnic protection

Safely carry beverages/glassware to your special location with this pattern's removeable, collapsible four-section padded inner divider. Holds up to four 750ml bottles of wine, and more!

Finished: 13"H x 7"W x 7"D

### Get this pattern

Pattern only **PBA263 - \$9.95**

Pictured: Windham Fabrics  
Maker's Home by Natalie Barnes



MAIN FABRIC

LINING FABRIC

COORDINATING FABRIC

DIVIDER MAIN FABRIC

ZIP30-245 TAHITI

HAR1-L-N-700 (QTY 2)

HAR1-AB-SET-2250 1" D-ring or triangle ring 1" swivel hook 1" wide-mouth slider



right I'll Drink to That, this pattern closes two different ways



Add-on Video

Pictured: Windham Fabrics  
Treasure Hunt by Marcia Derse

## Round Trip Duffel

Sturdy enough for all your adventures, Round Trip Duffel is a bag you will enjoy for years to come.

### Features:

- Exterior boasts a handy combination slip and zippered pocket on the front, as well as slip pockets on the sides and back
- A main compartment with a double-slide zipper for easy access to a roomy interior
- Interior contains a full-zippered mesh pocket and three slip pockets
- Comfy side handles
- Adjustable padded carrying strap for cross-body or over-the-shoulder carrying ease
- A trolley sleeve on the back can slip over handles on rolling luggage to make transportation a breeze

Finished: 12"H x 19½"W x 7½"D

Compare this bag to other ByAnnie travel bag designs on page 16.

Choose your own adventure with ByAnnie.com!  
Get this pattern  
Pattern only **PBA267 - \$9.95**



Pictured: Windham Fabrics  
Meriwether by Amy Gibson

## MJ's Messenger Bag

Carry your electronic gear, books, papers, and supplies comfortably in this messenger-style book bag, available in two sizes.

This bag is perfect for gifting to the student in your life or for carrying a portfolio to your next big interview.

### Features:

- Two carrying styles, including a padded and adjustable over-the-shoulder strap
- Zippered closures as well as hardware closures
- A roomy interior containing a slip mesh pocket and a padded expanding divider
- Zippered and slip pockets on the outside and a pen holder provide easy access to any supplies

Small bag: 9"H x 12"W x 4"D  
Large bag: 10"H x 14"W x 5"D

Get this pattern  
Pattern only **PBA261 - \$9.95**

# Add-on Videos™

Available for a select number of patterns.

Add-on Videos™ are for-purchase online videos, which support specific parts of our ByAnnie patterns and help you learn our best techniques.

Join the fun and let ByAnnie become your sewing partner!

## What are they?

Add-on Videos™ support specific parts of our ByAnnie patterns and help you learn our best techniques. They don't replace your pattern— they enhance your sewing experience.

## Where do I get them?

On our website, [www.ByAnnie.com](http://www.ByAnnie.com). Be sure to login or create an account so you can have access to them, anytime!<sup>1</sup>

## Are they free?

ByAnnie.com is dedicated to supporting local quilt shops that sell patterns and teach classes in their local communities. To further support their efforts, we provide a coupon for the Add-On Videos™ (\$5 value) with our paper patterns. This means that if you buy select ByAnnie patterns at your local quilt shop, you can receive the Add-On Video for free!<sup>2</sup>

<sup>1</sup>: Video and digital content is only available to original purchasers and only while logged in and connected on the internet. Digital content is not transferrable across accounts or individuals. Please see our Terms and Conditions for more information.

<sup>2</sup>: You will need to use the coupon at check-out on ByAnnie.com's website to get the video for free. The coupon can only be used once and is non-transferable. All paper patterns with Add-On Videos will include a unique coupon. This includes patterns purchased on ByAnnie.com or other online retail



Anytime you see this symbol, it means the associated pattern has an Add-On Video available for you to obtain.




# ENHANCE YOUR SEWING EXPERIENCE



Let Annie help you on with the more involved parts of the pattern and listen as she explains our processes and best-methods. The best part? You can stop and start whenever you'd like, allowing you to create at your own pace!


Purchase a paper pattern for a coupon towards a free Add-On video!





# LIGHTWEIGHT MESH

SUP209-15YD DANDELION



above actual size of mesh holes

SUP209-15YD LIPSTICK

SUP209-15YD TURQUOISE

### Colorful flair

ByAnnie's Lightweight Mesh is perfect for pockets on bags, garments, or applied anywhere you want storage visibility.

100% polyester, washer and dryer safe and may be pressed on a medium heat. This mesh is also specially coated to be less slippery while still remaining soft and pliable.

Lightweight and a bit stretchy, this mesh is fabulous!

### 2 useful sizes

18" x 54" package SUP209-18x54 - \$5.99  
 15yd x 54" roll SUP209-15YD - \$149.99

### 14 fantastic colors

We offer an entire rainbow of mesh colors and they perfectly match our ByAnnie fold-over elastic and any of our zippers of the same color name!

# byannie's Lightweight MESH FABRIC

... For Bags and Beyond!



# Fold-over Elastic

## ... For Bags and Beyond!

ByAnnie's NEW fold-over elastic now perfectly matches our Lightweight Mesh Fabric and is available in TWO formats!

### Colors - SUP211-2 and SUP211-50

- |             |                |                |
|-------------|----------------|----------------|
| A. Lipstick | E. Parrot Blue | I. Natural     |
| B. Black    | F. Dandelion   | J. Apple Green |
| C. Pumpkin  | G. Turquoise   | K. Tahiti      |
| D. Pewter   | H. Atom Red    | L. White       |



above and below SUP211-2

### NEW! Fold-over Elastic

2yd roll SUP211-2 - \$4.99  
 50yd roll SUP211-50 - \$50.00  
 20mm wide, nylon  
 14 terrific colors

Fold-over elastic provides a decorative finish to apparels, crafts, hairbands, and more.

The elastic is jewel-tone on one side and matte on the other, providing flexibility in aesthetic, and is creased along the center for easy folding and sewing.

This product is ideal for finishing mesh fabric pockets, necklines and wristbands, or the edges of diaper covers to securely fit baby.

2yd rolls are 'project perfect', while 50yd rolls are wonderful for custom cutting.

# byannie's Soft and STABLE

... For Bags and Beyond!

The original sew-in stabilizer, ByAnnie's Soft and Stable® gives body and stability to *purses, bags, placemats, table runners, and more*. Easy to sew, it is light in weight yet maintains its shape and gives a professional finish to your project.

You'll make projects that *everyone will think you bought!*



**Four 13.5" x 18.5" (34,5cm x 47cm)**  
Our Project Pack pieces of Soft and Stable® are perfectly sized for placemats and even come with a free placemat pattern!

**Color options**  
Black SS10PP - \$12.95  
White SS20PP - \$12.95

**Recommended projects**  
Going Downton PBA221  
Just in Case PBA250  
Quick Zip Cases PBA239  
Set a Pretty Table PBA184



**18" x 58" (45,7cm x 147cm)**  
Our 1/2yd piece of Soft and Stable® is enough to do small and medium sized projects. Don't forget that it is 58" wide!

**Color options**  
Black SS1018 - \$11.95  
White SS2018 - \$11.95

**Recommended projects**  
Catch All Caddy PBA225  
Day Tripper PBA241  
Fetch Your Sketch PBA236  
Quick Zip Cases PBA239



**36" x 58" (91,5cm x 147cm)**  
Our 1yd piece of Soft and Stable® is used for medium sized projects or multiple small projects. Steam it to remove any creases or folds.

**Color options**  
Black SS1036 - \$18.95  
White SS2036 - \$18.95

**Recommended projects**  
A Place for Everything PBA207  
All Aboard! Train Cases PBA244  
Get Out of Town Duffel Bag PBA227  
Travel Essentials PBA201



**72" x 58" (183cm x 147cm)**  
Our 2yd piece of Soft and Stable® will make any of the ByAnnie.com patterns and then some. Save money with this large piece.

**Color options**  
Black SS1072 - \$36.95  
White SS2072 - \$36.95

**Recommended projects**  
Carry On! Travel Bag PBA215  
Travel Duffel Bag PBA203  
Ultimate Travel Bag PBA251  
Yoga Bag 2.0 PBA172

## NEED EVEN MORE? BUY A 15 YARD ROLL

**15 yards x 58" (13,71m x 1,47m)**  
If you are a store, a longarmer, a professional, or simply as obsessed about making bags as we are, the 15yd roll of Soft and Stable® is for you.

**Color options**  
Black SS1015 - \$250.00  
White SS2015 - \$250.00

**ByAnnie Tip**  
Have a long-arm quilting machine or favorite longarm? Save time by quilting a large piece of Soft and Stable® to your fabric and then cut out the pieces.

## WHY SETTLE FOR FLOPPY?

ByAnnie's Soft and Stable® provides body and stability to help your projects stand up and hold their shape.



Bowl Me Over - PBA249

ByAnnie's Soft and Stable®  
in black

ByAnnie's Soft and Stable®  
in white

Road Trip - PBA254




# Handbag Zippers

from *ByAnnie.com*

PERFECT FOR BAGS,  
TOTES, CARRIERS, AND  
MORE! 

## Featuring:

- 48 VIBRANT COLORS
- 4 EXTRA LONG SIZES
- INDIVIDUAL PULLS AVAILABLE IN ALL 48 COLORS
- WIDE ZIPPER TAPE FOR EASY INSTALLATION 
- EASY-TO-SEW-THROUGH
- #4.5 NYLON TEETH
- EXTRA-LARGE PULLS
- TOP QUALITY FROM YKK

[LEARN MORE](#)

[www.ByAnnie.com/Zippers](http://www.ByAnnie.com/Zippers)

**24" Single-slide Handbag Zipper**  
Our 24" single-slide zipper has one open end and is great for small projects where you don't need two slides.

Available in 48 vibrant colors  
Choose Color ZIP24-XXX - \$4.95

14

**30" Double-slide Handbag Zipper**  
Our 30" double-slide zipper is our most versatile zipper. Use it to make a bag that opens in both directions or cut it to make two single-slide zippers.

Available in 48 vibrant colors  
Choose Color ZIP30-XXX - \$6.95

**40" Double-slide Handbag Zipper**  
When 30" just isn't enough, you'll appreciate our 40" double-slide zipper. Use it for our A Place For Everything and other popular patterns.

Available in 32 vibrant colors  
Choose Color ZIP40-XXX - \$7.95

**Zippers by the Yard**  
Want maximum flexibility? Make any size zipper up to 144" using 4 yds of zipper tape and 16 pulls included in this handy package.

Available in 32 vibrant colors  
Choose Color ZIPYD-XXX - \$24.95

**Do you have leftover zipper tape?**

Grab some extra pulls in any color! Mix and match for fun accents. ZIPPULL-XXX - \$0.85



So many colors! How can I possibly display them all? Ask us about our Zipper Racks!

# Travel Companions FOR **EVERY SIZE** OF ADVENTURE



## BYANNIE Travel Bags

What's the big difference?

**A. Get Out Of Town 2.0**  
 Pattern only PBA227-2 - \$9.95  
 10"H x 16"W x 7"D

This small duffel is great for a weekend trip and easily fits under the forward seat!

Pictured: FreeSpirit Shaman by Parson Gray

**B. Ultimate Travel Bag**

Pattern only PBA251 - \$9.95  
 13¾"H x 18½"W x 8"D

The perfect travel companion, this functional bag boasts a strap across the back to help secure the bag to rolling luggage.

Pictured: Windham Fabrics Meriwether by Amy Gibson

**C. Round Trip Duffel**

Pattern only PBA267 - \$9.95  
 12"H x 19½"W x 7½"D

A stylish, yet practical, bag that is perfect for trips around town or around the world. Construction is directional fabric friendly.

Pictured: Timeless Treasures Dark & Stormy by Dear Stella

**D. Travel Duffel Bag 2.0**

Pattern only PBA203-2 - \$9.95  
 13"H x 21"W x 8"D

Functional, yet stylish, our largest duffel carries everything you need for travel and still fits in the overhead bin!

Pictured: Coats Neptune and the Mermaid by Tokyo Milk

**E. Every Day Every Way**

Pattern only PBA258 - \$9.95  
 12"H x 15"W x 7"D

Optional straps abound, make it as a backpack, crossbody, purse, or even stroller bag. Also includes a changing pad.

Pictured: Moda Sugar Pie by Vanessa Goertzen

**F. Carry-On! Travel Bag**

Pattern only PBA215 - \$9.95  
 13¾"H x 18½"W x 8"D

Similar to the Ultimate Travel Bag, but with fewer bells and whistles. Saves a bit of time.

Pictured: Moda Gooseberry by Vanessa Goertzen

# HARDWARE and STRAPPING



**Antique Brass**



**Black**



**Nickel**

**The best way to functionally embellish**

Available in three styles (Antique Brass, Black plastic, and Nickel) and three sizes (½", 1", and 1½"). Our Black plastic items are the most affordable and are robust enough for use on outdoor gear. Our Antique Brass and Nickel finished metal hardware pieces are forged to provide extra-smooth edges and a highly finished look.

Check the supply list of your favorite ByAnnie.com patterns to determine which hardware pieces you need and save time when ordering by choosing our pre-packaged hardware sets!

## Strapping

**Come to grips with durability!**

ByAnnie's polypro strapping is durable, long-lasting, and great for handles on bags, purses, and more. Available in black and white, we recommend covering it in a coordinating fabric to give a truly custom look to your project. All relevant ByAnnie patterns include instructions that explain how to best do this and use your fabric efficiently.

Our strapping coordinates flawlessly with our like-sized hardware sets in Antique Brass and Nickel.

**6 Yards**

1" Width (6 YD)  
Black SUP164-1-50  
White SUP164-1-50  
\$5.99 per package

1½" Width (6 YD)  
Black SUP164-1.5-6YD  
White SUP164-1.5-6YD  
\$8.99 per package

**50 Yards**

1" Width (50 YD)  
Black SUP164-1-50  
White SUP164-1-50  
\$39.99 per roll

1½" Width (50 YD)  
Black SUP164-1.5-50  
White SUP164-1.5-50  
\$59.99 per roll

# SUPPLIES



**Your sewing companion**

Use this precision placement tool to get great bindings and more. Features a sand-grooved joint for added grip, a perfectly angled pressing end, and a non-rolling design to prevent it from falling off your table. Annie says, "I wouldn't sew without it!"

**Get yours**  
Stiletto Pressing Tool SUP207 - \$19.95



**Bias Tape Maker**

**Convenience has a new name**

Small and simple, yet big in convenience, this 12mm bias tape maker lets you make your own bias strips with minimum hassle. This tool provides a great way to make zipper pulls for your purses and bags without needing to think twice.

**Get yours**  
Bias Tape Maker SUP189 - \$6.99



**Clover Chaco Liners**

**Make your mark**

These Clover chalk markers are the perfect tool for marking temporary lines on Soft and Stable™ or fabric. The tapered point permits accurate drawing of both straight and curved lines.

**Get yours**  
Clover Chaco Liner SUP121 - \$9.50



**Premium Clear Vinyl**

**Maximum clarity**

Flexible, yet sturdy, this premium weight 16-gauge vinyl is a breeze to sew through and provides window-like clarity to any pocket or liner. A light paper makes it easier to see and reduces static when sewing. Use a Teflon foot for best results.

**Available in two sizes**  
16" x 54" SUP151-16x54 - \$5.95  
15 yd x 54" SUP151-15yd - \$159.95



**Quick Turn Tool**

**3 sizes for any project**

Perfect for making straps and handles, the Quick Turn Tool comes with 3 sizes of plastic cylinders and wooden rods for giving your tubes of fabric the gentle nudge they need.

**Get yours**  
Quick Turn Tool SUP193 - \$9.95



**Chalkboard Fabric**

**Add a little personality**

This black oilcloth fabric has a specially-coated surface that behaves like a chalkboard. Sew it onto a wall-hanging or add an insert onto a project for a little artistic customization, as shown above on our Grab Some Grub pattern (PBA235).

**Get yours**  
16" x 48" SUP201-16x48 - \$19.95

Pictured: Birch Fabrics  
Swan Lake by Patrick & Andrea Patton



**Other Fun Stuff**

**Everything you need in one place**

ByAnnie.com offers a broad range of sewing and quilting supplies. We stock only those supplies that we use, love, and trust. You will find basting tape, pins, seam rippers, snippers, topstitch needles, circle rulers, chalk marker refills, Wonder Clips, and much more online at ByAnnie.com.

**We look forward to your visit**  
Visit online at **ByAnnie.com**

# SMALL PROJECTS



## Quick Zip Cases

### Simple storage

Quick and easy to make, these handy zippered cases are ideal for storing and carrying crafting supplies, knitting needles, crochet hooks, and more!  
 Small case: 2½"W x 2½"H x 8½"L  
 Long case: 2¾"W x 2¾"H x 10½"L


### Get this pattern

Pattern only **PBA239 - \$5.00**

A. Pictured: Windham Fabrics Dreamer by Carrie Bloomston



B. Pictured: Windham Fabrics Dreamer by Carrie Bloomston



## Mini Notebook Cover


### Take note!

This pattern will protect a standard side-bound 3" x 5" notebook and has an interior pocket for holding business or credit cards. Quick, easy, and great for gifting.  
 Finished: 3½"W x 5½"H x ½"D


### Get this pattern

Pattern only **PBA238 - \$5.00**

C. Pictured: Windham Fabrics Maribel by Annabel Wrigley



D. Pictured: Moda; Little Miss Sunshine by Vanessa Goertzen of Lella Boutique



## Double Zip Gear Bag

### Travel well-groomed and organized

Simple, functional, with just enough room for essentials. This bag fits easily into a bag or suitcase. The double-zippered top allows for easy access to a roomy interior.  
 Finished: 5"H x 7"D x 10½"W

### Get this pattern

Pattern only **PBA257 - \$9.95**

Pictured: FreeSpirit Slow and Steady by Tula Pink



## The Write Stuff


### Get in the groove of goal-setting

These sturdy, padded covers fit notebooks and planners in three sizes. Features include a handy outer zippered pocket, a slip pocket inside the back, and a double-sided accessory pouch.

Finished: Small (pictured)-Fits 10"H x 1"D x 8W  
 Medium-Fits 11"H x 1"D x 8W  
 Large-Fits 11¾"H x 1½"D x 10¾W

Pattern only **PBA260 - \$9.95**

Pictured: Windham Fabrics Literary; Paper Obsessed by Heather Givans



# All About Baby!

Every Day Every Way PBA259  
Pattern only - \$9.95

Precious Cargo PBA224  
Pattern only - \$9.95

Design: FreeSpirit  
Bumble by Tula Pink



Changing Station PBA255  
Pattern only - \$9.95

Back At Ya 2.0 PBA259  
Pattern only - \$9.95

# All About Baby!



## Catch All Caddy

**Truly catch it all!**

We love how multipurpose the Catch All Caddy is! Use this pattern to efficiently store Baby's diapers, lotion, and little toys, or use it as a convenient sewing caddy!

Finished: 7"H x 13½"W x 6½"D

**Get this pattern**

Pattern only **PBA225 - \$9.95**

Pictured: Windham Fabrics  
Butterfly Dance by Sally Kelly



## Baby Bibs

**Make mealtime fun**

Enjoy an easy cleanup with ByAnnie's Baby Bibs. Great for gifting to a new parent and includes a size for toddler.

Finished: Itty Bitty Bibs 7"W x 7"L

Toddler Bibs 9"W x 11"L

**Get this pattern**

Pattern only **PBA116 - \$9.95**



## Back At Ya 2.0

**Stylish and easy to carry**

This travel-friendly backpack purse is versatile enough to use it for day to day errands or for baby. Fill it with coloring books and crayons or your own wallet and essentials!


Finished: 12"H x 10"W x 2½"D

**Get this pattern**

Pattern only **PBA223 - \$9.95**

Pictured (above): FreeSpirit  
Avalon by Joel Dewberry

Pictured (left page): Timeless Treasures  
Dark and Stormy by Dear Stella



## Changing Station

**Stylish clutch and changing pad**

This compact kit is ideal for changing baby on the go. A wallet-style clutch with pockets for storing essentials unfolds into a large changing pad, which is removable for easy washing. Carry the clutch alone when you want to carry less.

Finished: 12"W x 36"L when open

**Get this pattern**

Pattern only **PBA255 - \$9.95**

Pictured (above): Andover  
Sweet Tweets by Kim Schaefer

Pictured (left page): Art Gallery Fabrics  
Playground by Amy Sinibaldi



## Every Day Every Way

**Versatile diaper bag/backpack/purse**

This convertible bag will take you from diapers through sporting events and beyond! Works as an over-the-shoulder, cross-body, or backpack. Plenty of pockets help organize small items.

Finished: 15" W x 12"H x 7"D

**Get this pattern**

Pattern only **PBA258 - \$9.95**

Pictured: Moda  
Sugar Pie by Lella Boutique



## Backseat Babysitter

**Keep the kids occupied**

...and the car clutter free. The organizer will attach to the back of a car seat or stroller. A see-through top sleeve holds a tablet for viewing movies or playing games. Other pockets can hold bottles, snacks, wipes, etc.

Finished: 15"W x 12"H x 7"D

**Get this pattern**

Pattern only **PBA256 - \$9.95**

Pictured: Fabric Art Gallery Fabrics  
Playground by Amy Sinibaldi

# LET'S GET ORGANIZED



## Thread Dispenser/ Sewing Case 2.0

### Jumbles? Tangles? No more

Strips of ultra-suede at the top of each pocket allow you to easily thread a needle without removing spools from their pockets. The large case can hold 48 spools, scissors, and more. The smaller cases can hold up to 12 spools of thread.

Finished: 10" W x 30"L and 5"W x 10"L.

### Get this pattern

Pattern only **PBA107 - \$9.95**

Pictured: Windham Fabrics  
Flourish by Mia Whittemore



## Project Bags

### Ideal for taking projects to retreats

Great for containing everything you need for your projects, these handy totes' windows keep everything visible and in place. Features vinyl windows, quilted bases, fun fabric details, and in four sizes!

Finished: 10"H x 6"W to 16"H x 16"W

### Get this pattern

Pattern only **PBA206 - \$9.95**

Pictured: Windham Fabrics  
Butterfly Dance by Sally Kelly



## Power Trip

### Compact, easy access storage

The versatile organizer is great for storing anything from chargers and cords, to first aid supplies for an emergency auto kit. Inside are beautiful quilted mesh pockets that allow for great visibility and access, as well as zip pockets for holding an electronic reader or tablet.

Finished: 7½"H x 10"W x 3"D

### Get this pattern

Pattern only **PBA237 - \$9.95**

Pictured: Birch Fabrics  
Swan Lake by Patrick and Andrea Patton



## Stash and Dash

### Perfect preparation

This handy lil' wrap features three inner mesh pockets with zippered closures. Great for an emergency car kit, sewing organizer, or a kid's quiet book.

Finished: 8"W x 18½"H when open.

### Get this pattern

Pattern only **PBA245 - \$9.95**

Pictured: Moda  
Coral Queen of the Sea by Stacy Iest Hsu



Nesting Baskets - PBA240

A Place for Everything - PBA207

Catch All Caddy - PBA225

Pictured: Windham Fabrics  
Butterfly Dance by Sally Kelly



## Open Wide

### Quick and fun to make

These handy zippered bags, in three sizes, open wide for easy access to all your supplies. The binding finish will finish the upper edges and will form a handle and grab tab. Two inner mesh pockets keep things organized.

Finished: 4"H x 7"W x 3"D to 9"H x 12"W x 6"D

### Get this pattern

Pattern only **PBA246 - \$9.95**

Pictured: Windham Fabrics  
Good Hair Day by Kim Anderson



## Just In Case

### Easy emergency storage

These handy folding organizers feature two inner pockets made from mesh and vinyl for easy visibility of contents and an invisible magnet closes the bag beautifully. This is a great product for storing emergency items in your car, securely and compactly.

Finished: Small case: 7"W x 6"H x 2"D  
Large case: 10½"W x 8"H x ½"D

### Get this pattern

Pattern only **PBA250 - \$9.95**


Pictured: Island Batik  
Spirit Rhythm by Island Batik

# ALL ABOUT... RULER WRAP

c. right Ruler Wrap (size small)



f. right Ruler Wrap (size large)



## Ruler Wrap

### Space efficient, versatile, and room for every ruler!

When it comes to organization, our ruler wrap really measures up! With (among other things) zippered mesh pockets and a sleeve for your cutting mat, you'll be ready, set, and sewing in no time. The finished bag has the capability to fold up with or without a cutting mat inside, allowing you to carry it to classes or guild meetings easily. Slip a rod inside the top-most sleeve to hang from a door for easy access to rulers when at home. Choose from two different size options. Finished: SM 47 1/4" H x 27" W when open; LG 68" H x 27" W when open

Get this pattern! **Pattern only PBA270 - \$9.95**

e. below Ruler Wrap (shown folded with cutting mat inside)




f. below Ruler Wrap (shown folded without cutting mat inside)



A. Pictured: Andover  
D. Pictured: Andover  
Diving Board by Alison Glass

B. Pictured: FreeSpirit  
E. Pictured: FreeSpirit  
All Stars/Spirit Animal by Tula Pink


C. Pictured: Island Batik  
F. Pictured: Island Batik  
Morning Sunshine by Island Batik  
Ocean Odyssey by Lunchbox Quilts



Add-on Video

### RULER WRAP - PBA270 A PHENOMENAL NEW PATTERN

- TWO DIFFERENT WAYS TO CARRY
- TWO DIFFERENT SIZES AVAILABLE
- TWO DIFFERENT WAYS TO FOLD UP
- HANG UP ON A DOOR TO SAVE SPACE
- USE ACCORDION-STYLE ON A FLAT SURFACE FOR EASY ACCESS
- PERFECT STORAGE FOR AT HOME, ON-THE-GO, OR IN CLASS





# FREE PATTERN: Petit Four Baskets

Petit Four Baskets PBA271  
Pictured: Windham Fabrics  
Gypsy by Jessica VanDenburgh

Named after those sweet petit four cakes, these small organizers are quick to make and perfect for gifts or for holding tiny treasures. Use 10" squares or scraps from your stash to make these charming little baskets.  
Finished: 2½"H x 5"W x 4"D

## YOU WILL NEED:

- Sewing Machine—with a ¼" foot, zipper foot, and walking foot.
- Steam iron and ironing board
- Rotary cutter, mat, and quilter's ruler—we used 6" x 24" and 12½" and 20½" square rulers for this project.
- Scissors and thread snips\*
- Pins\*—we used both yellow-topped quilting pins\* and extra-fine silk pins.
- Wonder Clips\*—great alternative to pins for holding pieces in place.
- Washout marking pencil or pen\*—Clover Chalk pen\* in white, blue, or silver are simple to use and make a very visible, yet easy-to-remove, line.
- ByAnnie's Stiletto and Pressing Tool\*—pulls and holds pieces in place as you sew (particularly bindings) and presses seams.
- Creative Grids circle rulers\*—perfect for rounding corners.
- 12mm (½") bias tape maker\*—helpful for making zipper pulls.
- Quick Turn Fabric Tube Turning Tool\*—makes turning fabric tubes really easy.
- Wide bodkin\*—helpful for pulling strapping in handles.
- Washable school glue stick—helpful for holding pieces in place.
- Double-sided basting tape\*—helpful for attaching zippers to pockets.

\*Available at  
[www.ByAnnie.com](http://www.ByAnnie.com)



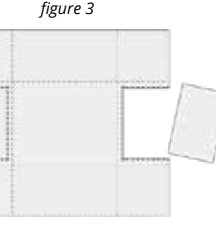
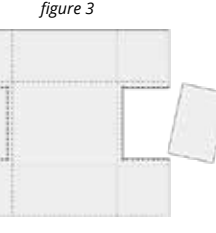
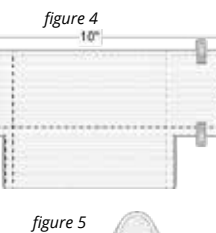

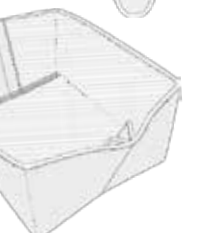
## I. CUT

NOTE: Cutting dimensions are height (lengthwise grain) of fabric x width (crosswise grain with selvages on sides) of fabric.


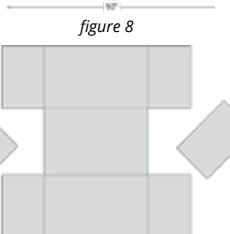
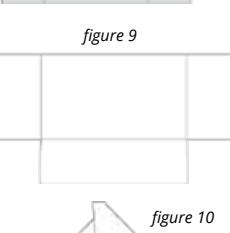
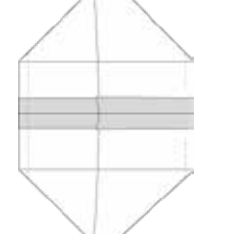
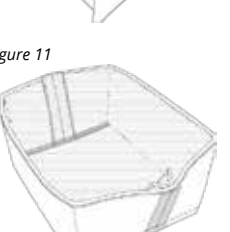
- From main fabric cut:  
Basket Body — 9" x 10"
- From lining fabric cut:  
Basket Lining — 10" x 10"
- From ByAnnie's Soft and Stable® cut:  
Basket Stabilizer — 10" x 10"

## II. ASSEMBLE THE BASKET


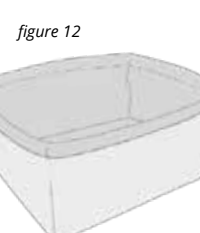
### A. Prepare the Basket Body

1. With right side up, center the 9" x 10" Basket Body (main fabric) on the 10" x 11" Basket Stabilizer (ByAnnie's Soft and Stable®). Smooth fabric carefully onto Soft and Stable and pin to hold in place. Sew all around outer edge of fabric, stitching ⅛" from the edge (figure 1). TIP: Use a stiletto held at a right angle to the fabric to keep the fabrics from shifting as you sew. 
2. Trim the Soft and Stable to 9" x 10" to match the fabric. NOTE: If the fabric has shrunk up a little in sewing, it's okay for the Soft and Stable to extend slightly beyond the fabric.
3. To encourage the basket to fold easily, mark and stitch fold lines on the prepared Basket Body (figure 2) as follows:
  - a. With the 10" side at the top, mark horizontal lines from side to side 2½" down from the top and up from the bottom. 
  - b. Mark vertical lines from top to bottom 2½" from each 9" side. 
  - c. Stitch along all the marked lines, using a stiletto to keep the fabrics from shifting as you sew.
4. On each side of the 9" sides of the Basket Body, stitch a rectangle in the center side section, sewing a ¼" away from the previous stitching lines (figure 3, left). Cut just outside the stitched lines to remove the rectangles on each side of the Basket Body (figure 3, right). 
5. With right sides together, fold the long bottom 10" edge up to the top 10" edge and align the raw edges on top and sides. Sew the sides together with ½" seams, backstitching at each end (figure 4); press the seams open. TIP: A tailor's ham/seam roll makes pressing easier. 
6. With right sides together, bring the bottom raw edges together and sew across the bottom on each side with ¼" seams, backstitching at each end. If desired, overlock stitch or stitch additional lines within the seam allowance to compress the Soft and Stable (figure 5). 
7. Turn the Basket Body right side out the push out corners (figure 6). Set aside. 

### B. Prepare the Basket Lining

1. On the wrong side of the 10" x 10" Basket Lining (lining fabric), mark lines as follows (figure 7).
  - a. Mark horizontal lines from side to side 3¼" down from the top and up from the bottom. 
  - b. Mark vertical lines from top to bottom 2¼" in from each side. 
2. Being careful to cut only in the center sections on each side, cut on the lines to remove the rectangles on each side of the Basket Lining (figure 8). 
3. As was done for the Basket Body, with right sides together fold the long bottom edge up to the top edge and align the raw edges on top and sides. Sew the sides together with ½" seams, backstitching at each end (figure 9); press the seams open. 
4. With right sides together, bring the bottom raw edges together and sew across the bottom on each side with ¼" seams, backstitching at each end and leaving a 2" to 3" opening in one side for turning (figure 10). 

### C. Complete the Basket

1. With right sides together, insert the Basket Body into the Basket Lining, aligning the raw edges and matching side seams; pin/clip together around all edges. Sew all around top edge with a ¼" seam (figure 11). TIP: If your machine has the option, remove the slide-on table and position the piece around the free arm of the machine to stitch. 
2. Turn the basket right side out, pushing it through the opening in the bottom of the lining. 
3. Smooth the Basket Lining to the inside of the basket, folding the lining over at the top to produce a ¼" faux binding around the top edge. Clip all around edges with Wonder Clips to secure. Stitch in the ditch all around the top along the seam between the main and lining fabrics (figure 12). TIP: Use the free arm and an edge-stitch foot to make this easy.
4. Stitch the opening in the lining closed by hand or machine. TIP: Whip stitching the seam together by hand will be less noticeable than machine stitching. Turn the basket inside out to gain easier access to this seam for stitching.
5. Smooth the lining into the bottom of the basket; press well all around.

### D. Fill and enjoy!

- These little baskets are perfect for fabric, Wonder Clips, thread, and more and make great small gifts. We'd love to see your finished baskets and how you use them, too. Please share your pictures and stories with us on social media.

This pattern is protected by a copyright and is intended for the personal use of the retail purchaser only. Permission is granted to make up to ten items for gifts or sale. If you want to make more than ten, please contact Annie Unrein for permission. If projects are made in a classroom setting, each student must purchase a pattern. Photocopying and all other types of reproduction including mechanical, electronic, computerized, or digital are prohibited without the written consent of Annie Unrein. Please respect the time and energy it took to make this pattern and do not copy.

by **annie.com**



# ONLINE RESOURCES

## ByAnnie.com Website



### Everything in one place

ByAnnie.com is a hub for many products! This is your one-stop-shop for purchasing patterns, finishing kits, ByAnnie's Soft and Stable®, zippers, and more.

Explore our many offerings and be sure to set up an account so that you can take advantage of your Digital Library, review past orders, download PDF patterns, watch Add-On Videos™, and get access to our free tutorials!

Visit us today at [ByAnnie.com](http://ByAnnie.com)!

## ByAnnie Blog



### Bite-size learning

The ByAnnie blog is the ideal way to keep your finger on the ByAnnie pulse! This is the best place to go if you need a few tips and tricks, like to catch up on community news, or want to participate in the occasional contest. Posts go up regularly each Wednesday and you won't want to miss out!

Catch up or get involved by visiting us at [ByAnnie.com/ByAnnie-Blog](http://ByAnnie.com/ByAnnie-Blog).

## ByAnnie Tutorials & Youtube Channel



### Free education and tips

Sit back, relax, and learn! ByAnnie.com offers a wide range of tutorials on products, sewing techniques and tools. Please visit us regularly for new updates and exciting content.

You can find these tutorials by visiting us at [ByAnnie.com/tutorials](http://ByAnnie.com/tutorials).

Subscribe to our YouTube channel as well to get immediate notifications of new videos: [www.youtube.com/ByAnnie](http://www.youtube.com/ByAnnie)

## Craftsy Classes



### Online classes for life

Craftsy is an online platform that delivers crafts education, from quilting to cake decorating and paper craft, via high-definition interactive video tutorials and downloadable workshops.

ByAnnie.com's founder, Annie Unrein, works in conjunction with Craftsy to create outstanding classes based on her most popular patterns.

Visit [ByAnnie.com/Craftsy](http://ByAnnie.com/Craftsy) for current offerings through Craftsy.

# ZIPPER COLOR CHART

• Wide zipper tape for easy insertion • Soft, flexible, easy to sew through  
• Strong and durable zip after zip • Extra-long zipper pull • Perfect for purses, bags and more

100 White*	140 Seal Brown*	195 Dandelion*	210 Twilight	235 Navy*	258 Wild Plum*
102 Ivory*	145 Sable*	196 Butter Cream	212 Turquoise*	240 Eggplant*	260 Atom Red*
105 Black*	150 Sage	198 Chartreuse*	213 Robin's Egg*	245 Tahiti*	265 Hot Red*
110 Pewter*	152 Taupe	200 Apple Green*	214 Parrot Blue*	247 Dusty Rose	270 Cranberry
115 Gunmetal*	160 Khaki	201 Light Mint	215 Blastoff Blue*	249 Pale Pink	280 Redwood
120 Slate Gray*	170 Golden Brown	203 Jewel Green	220 Country Blue*	250 Lipstick*	285 Tangerine*
130 Natural*	180 Gold	204 Emerald*	225 Cobalt*	252 Raspberry*	287 Pumpkin*
135 Rock Slide	190 Buttercup*	205 Hemlock	230 Union Blue	255 Crazy Plum*	290 Papaya*

#4.5 nylon-coil handbag zippers are perfect for bags and more and are now available in 4 styles:

- 24" single-slide, available in all 48 colors
- 30" double-slide, available in all 48 colors
- 40" double-slide, available in 32 colors\*
- Zippers by the Yard (4 yards of zipper chain with 16 pulls), available in 32 colors\*
- Also individual extra-long zipper pulls available in all 48 colors



No Minimum Order Requirements



byannie.com  
... what's in your bag?

Purse Parts™  
Handbag Zippers and Hardware

patterns™  
by annie

Soft and STABLE

[www.ByAnnie.com](http://www.ByAnnie.com)

435-674-9816

[info@ByAnnie.com](mailto:info@ByAnnie.com)

## Follow & Share



@PatternsByAnnie  
#SoftAndStable

## Learn More...



ByAnnie.com/  
tutorials



Youtube.com/ByAnnie



ByAnnie.com/  
byannie-blog

Air Show 2.0 PBA124-2

by **annie.com**  
... what's in your bag?

Purse Parts™  
Handbag Zippers and Hardware

patterns™  
by annie

byannie's  
Soft and  
STABLE