

by annie.com

Issue 13
Fall 2024

Clickable *
LINKS INSIDE

2

NEW Patterns
+ NEW 2.0s

Upcoming Events

Facebook Live with Annie

Wednesdays in 2024 and 2025

We have planned lots of inspiring Facebook Live events for the remainder of 2024 and 2025. We'll share tips, tricks, techniques, new products, and more. Join Annie for a fun and creative year.

Current and past episodes: [ByAnnie.com/live](https://www.byannie.com/live)

Local Quilt Shop Contest

January 25 - February 28, 2025

Our annual contest returns to highlight the amazing local quilt shops you all love. Learn more on the next page.

See more here: [LQSContest.com](https://www.lqscontest.com)

Trade Shows

h+h americas - Chicago, IL

May 7 - May 9, 2025

A powerhouse B2B trade show in Europe, this show is growing in booths and variety with the new h+h americas format in Chicago. Not just for quilters, it has a broad range of yarn, thread, and craft vendors. See you there!

International Quilt Market and Festival - Houston, TX

October 4 - 12, 2025

Plan your calendar now for these **earlier** dates for Market and Festival in 2025. These annual shows for business customers (October 4 - 6) and then the public (October 9 - 12) are great opportunities to see in one place all that ByAnnie has to offer. Plus you'll get to visit with all the amazing vendors and personalities in our industry. We can't wait to see you!

Monthly Photo Contest

Since its inception in 2018, our monthly Photo Contest has provided inspiration and recognition and is still going strong.

With awards for quilt stores, storytellers, best photo, and more, there is something for everyone. We encourage you to submit your photos and join the club. See more info on [page 3](https://www.byannie.com/photo-contest).

Submit your photos at [ByAnnie.com/photo-contest](https://www.byannie.com/photo-contest)

Contact Us

Questions or comments? Please reach out to us!

Website: [ByAnnie.com](https://www.byannie.com)

Mail: PO Box 1003, St. George, UT 84771, USA

Email: [info@ByAnnie.com](mailto:info@byannie.com)



Greetings!

We are excited to share our Fall 2024 catalog with you. In it you will find information about our newest and best products.

This includes 2 brand-new for-purchase patterns and 2 updated patterns, bringing us to 63 patterns with Add-on Videos™! You'll love having help with everything from the spacious new Two Big Totes pattern to the update of our long-time favorite On the Go 2.0.

We are also excited to announce our new all-metal Side Release Buckles in antique brass, black metal, and nickel. They're perfect for our new Side Hustle sling bag!

If you're new to ByAnnie patterns, be sure to check out our ByAnnie Basics series on [pages 26-27](#). This program includes four easy and useful free projects. They're structured to help you learn the skills you'll need to make even our most-complicated projects. To help you master those skills, we have filmed full step-by-step Add-on Videos™ to accompany each pattern and provide instruction all along the way.

A special "thank you" goes to the amazing designers and fabric companies who share their latest work with us and allow us to play with their beautiful fabrics. We couldn't produce these eye-catching models without them! We include information about fabrics used for models pictured. If you love something, check the fine print near the image to learn more.

We hope this catalog inspires you to try a new project, experiment with color, and sew with some innovative designs. Remember to check with your local quilt shop for fabrics, patterns, and supplies. Your support keeps them in business and helps us all continue to provide new and exciting products for you.

Visit us online at [ByAnnie.com](https://www.byannie.com) and our social media accounts. Check back regularly to learn about upcoming events and campaigns. We love hearing from you and seeing your creations.

Happy stitching,

Annie

Annie Unrein

P.S. Please note that we are a PATTERN company. The images shown are models made using our patterns; the finished bags are NOT for sale. We're happy to provide you with the patterns and supplies needed to make any of the items pictured, but YOU get the fun of making it!

Monthly Photo Contest

by **annie.com**

Each month we award over \$150 in ByAnnie coupon prizes to winners in our Monthly Photo Contest. For a chance to win in one of our five categories, submit any project you've made using ByAnnie patterns or ByAnnie's Soft and Stable® at [ByAnnie.com/photo-contest](https://www.byannie.com/photo-contest).

WIN \$50
BYANNIE
COUPON

ByAnnie Top-Voted Award

One participant will be selected to receive a \$50 coupon to be used on ByAnnie.com.

For this award, the in-house ByAnnie team votes on all the photos submitted throughout the month!



Maker: Nancy H.
ByAnnie Top-Voted Award

Quilt Shop Highlight Award*

One participant (*stores ONLY; must have a wholesale account*) will be selected to receive a \$50 coupon to be used on ByAnnie.com.

**This category is unique: stores who submit in one month also have a chance in winning during the following months, without resubmitting. We like to celebrate local quilt shops year-round!*



Maker: Cindy's Nifty Stitches —
Quilt Shop Highlight Award

Honorable Mention

One to three participants will be selected to receive a \$15 coupon to be used on ByAnnie.com.



Maker: Erika V.
Honorable Mention




Maker: Kyra L.
Honorable Mention

Storyteller Award

One participant will be selected to receive a \$50 coupon to be used on ByAnnie.com.



Maker: Lisa H.
Storyteller Award



Maker: Paula G.
SewPink Award

SewPink Award

Selected participants receive a \$50 coupon to be used on ByAnnie.com.

Find a full list of Rules and Submission Guidelines at: [ByAnnie.com/photo-contest](https://www.byannie.com/photo-contest)



Top: Standard with Swivel Hook Strap
 Above: Small with Side Release Buckle Strap

sliding bag

MAKE YOUR OWN

These streamlined crossbody/sling bags are versatile and comfortable. Wear Side Hustle crossbody, on your back, or around your waist, leaving your hands completely free.

Three spacious zippered compartments are perfect for your wallet, keys, phone, passport, glasses, e-reader, or other personal items.

Take Side Hustle hiking, shopping, and on your travels. It makes a great gift, too!

Side Hustle

Quick and easy access on the go!

- Streamlined bag in two sizes
- Fits close to body
- Keep valuables safe
- Large zippered compartment
- Two zippered pockets
- Two options for straps



Finished sizes:

SMALL: 7" to 12"H x 2" to 7¼"W when oriented vertically
 STANDARD: 7" to 12"H x 2" to 8½"W when oriented vertically

PBA309 pattern only • \$9.95

Fabric used:

Top: Paper Trees and Textures by Sue Penn for FreeSpirit Fabrics
 Left: Cityscape Night by Amanda Murphy for Benartex

DON'T FORGET THE HARDWARE!

Side Release Buckle

HAR1-SRB — package of one • \$11.99

You will *love* our new **ALL METAL** side release buckles!

With easy, one-handed release these buckles are the best choice for 1" webbing and straps.

Finishes available: Antique Brass, Black Metal, and Nickel

Sold individually, one per package.



New

New
Side Hustle



Version: Standard with Swivel Hook Strap
Fabric used: Full Moon Forest II by
Tula Pink for FreeSpirit Fabrics

WE LIKE *big totes* AND WE CANNOT LIE

You'll appreciate these fabulous totes with a variety of slip and zippered pockets inside and out. There's even a handy bellowed divider!

Features include sturdy handles for over-the-shoulder carrying and a reinforced base to reduce wear and tear. Keep everything secure with an easy-to-install zipper closure. When open, the zipper falls flat against the tote, allowing full access to the interior.

Two Big Totes

Carry it all in these spacious totes!

- Simple-to-make totes in two spacious sizes
- Multiple pockets inside and out
- Zipper closure for security
- Great for large-scale fabrics



Finished sizes:

LARGE: 13½"H x 16½"W x 6½"D

EXTRA-LARGE: 16"H x 22½"W x 8½"D

PBA310 pattern only • \$9.95

Fabric used: AM Loves Hue by Anna Maria for FreeSpirit Fabrics



DON'T FORGET THE BASE!

Base Stabilizers

BS120 • \$15.95 fits the large tote

BS180 • \$23.95 fits the extra-large tote

Available in a variety of sizes, each measuring ¼" thick, these clear acrylic stabilizers are designed to fit snugly in the base of selected ByAnnie bag projects.

Base Stabilizers provide extra structure and protection for your bag bottoms.



New
Two Big Totes



large

extra-large



Fabric used:
AM Loves Hue by
Anna Maria for
FreeSpirit Fabrics

WHAT IS A 2.0 PATTERN?

Just like a new edition of a textbook, a 2.0 (or a 2.1) version of a pattern features the newest content and best techniques we have to offer.

Updates may include improvements in the instructions, layout, and illustrations, as well as changes to sewing order or components. They also include Add-on Videos™ to ensure your success.

Learn more about Add-on Videos™ on [page 28!](#)

New 2.0


New Versions IMPROVED TECHNIQUES BETTER ILLUSTRATIONS!

Already have the old version?

We generally recommend that you upgrade. First, you will get the best content. And second, along with the physical 2.0/2.1 pattern, you will also receive a coupon to use for that pattern's Add-on Video™. The coupon enables you to get the Add-on Video™ free! That's like getting the improved pattern for just \$5.00.

Haven't purchased the original pattern?

You'll love diving in head-first with these hot-off-the-press patterns. They're new and improved with a little extra pizzazz!



On the Go 2.0

Perfect for travel!

Small but mighty, this compact bag with a secure zipper closure has plenty of pockets to keep you organized. An adjustable, detachable strap allows you to wear it over the shoulder or as a crossbody bag.



Stash a passport, money, or name badge in a combination zippered/slip pocket on the flap. Lift the flap to discover a more private ID or credit card holder. Quickly access a cell phone or glasses in the deep back pocket.

The inside compartment includes three easy-to-access credit card pockets and space for an e-reader, small wallet, pens, and more.

What's different in the 2.0 version?

- Updated pattern instructions and illustrations
- Simplified design, better strap for carrying, magnet closure, deeper for more storage space
- Add-on Video™

Finished size: 8"H x 6"W x 2"D

PBA190-2 pattern only • \$9.95

Fabric used: 40 by Giucy Giuce for Andover



Zip It Up 2.0

Sleek storage for the essentials!

Streamlined organizers in two sizes feature zippered pockets inside and out and an outer zippered closure for added security. Outer quilted pockets on front and back hold electronic devices and larger items. Inside are single and double pockets made of vinyl and/or mesh for easy visibility of contents.

What's different in the 2.0 version?

- Updated pattern instructions and illustrations
- Additional pockets, improved handle, and more
- Add-on Video™



Finished sizes:
SMALL: 8½"H x 10"W x 1"D closed,
10"H x 18"W open
LARGE: 11½"H x 14"W x 1"D closed,
14"H x 24"W open

PBA252-2 pattern only • \$9.95

Fabric used: Full Moon Forest II by Tula Pink for FreeSpirit Fabrics



Hot & Heavy

A purse? An iron carrier? Or...?

Fashionable and cute, these spacious zippered bags in two sizes will hold a variety of items or your favorite mini or regular-sized household iron. Also doubles as a cute and functional purse.



Each features a zippered pocket on front and a mesh divider and fabric slip pocket inside. Rings attached to the handle may be used to attach a separate strap.

An easy-to-make Cord Wrap handily contains cords and can be made with leftover fabrics and interfacing from the project.

Finished sizes:
SMALL: 7"H x 10¼"W x 5½"D
LARGE: 9½"H x 13¼"W x 7"D

PBA306 pattern only • \$9.95

Fabric used: BERNINA exclusive prints by Benartex



Under Cover

Protect your cherished machine

This quilted sewing machine cover features slip pockets on front and back, a zippered pocket on the left, and a mesh slip pocket on the right. An opening at the top gives easy access to the handle. Flaps with magnetic snaps cover the opening. Includes instructions for customizing it to fit your machine.

Fits machines:
SMALL: 12½"H x 15½"W x 6½"D
MEDIUM: 13"H x 17¾"W x 8"D
LARGE: 14½"H x 20½"W x 8"D

PBA289 pattern only • \$9.95

Fabric used: Effervescence by Sue Daley Designs for Riley Blake Designs



Running With Scissors

Carry tools & supplies safely & securely!

This handy zip-up Tool Case stores and carries rotary cutters, scissors, and more. A variety of easy-to-access pockets in vinyl, mesh, and quilted fabric can be customized to fit the tools you use and love.

We also recommend the companion pattern Take A Stand (sold separately).

Finished size: 9½"H x 12½"W x 1½"D closed
12½"H x 20½"W open

PBA272 pattern only • \$9.95

Fabric used: Boho Blooms by Laura Heine for Windham Fabrics



Take A Stand

Zippered totes open wide for easy access

Stand-up totes in two sizes have an easy-to-install zippered top that opens wide for easy access to contents. Each tote features an adjustable, detachable carrying strap plus two outer zippered pockets and two inner mesh pockets. These totes are perfect companions to the Tool Case in our Running With Scissors pattern (sold separately).

Finished sizes:
SMALL: 8¾"H x 12"W x 6½"D
LARGE: 12½"H x 16"W x 8"D

PBA273 pattern only • \$9.95

Fabric used: Boho Blooms by Laura Heine for Windham Fabrics

Cut It Out!

Protect your shears in style!

Store and carry your favorite scissors, shears, or snips in these handy cases in two sizes. A fold-over flap with a magnetic closure provides security and easy access. And a loop on the back makes hanging easy.



Designed not only to provide a useful case, the pattern is also meant to help you master commonly-used ByAnnie techniques, including shaping pieces, installing sew-in magnets on both quilted and non-quilted fabric, and attaching perfect bindings.

Finished sizes:
SMALL: 8"H x 1½" to 4¾"W to hold scissors up to 7¾"H
LARGE: 10¼"H x 2½" to 5"H to hold scissors up to 9¾"H

PBA308 pattern only • \$5.00

Fabric used: Black & White Musical by Katie Pasquini Masopust for FreeSpirit Fabrics
Purple: At Day's End by Sarah Maxwell for Andover



Two case sizes for a variety of scissors!



Clam Up

Unique zippered pouches in 5 sizes!

Perfect for storing and carrying makeup, sewing supplies, tech gear, and more. You may quilt the fabric or leave it unquilted and add optional iron-on vinyl laminate for a wipe-clean interior. Double-slide zippers and handy grab tabs make the bags easy to open wide; attached side panels prevent contents from falling out. An optional strap with swivel hook may be added. When empty, the bags nest to save space.

Finished sizes range from 2¾"H x 3½"W x 2¾"D to 5½"H x 7½"W x 5"D.

PBA275 pattern only • \$9.95

Fabric used: Flower Pot by Jennifer Fulton for Island Batik



A Place for Everything 2.0

Organize, store, and carry it all!

This spacious organizer stores and carries tools and supplies in its many pockets. The bag features handles and an adjustable/detachable carrying strap along with two removable pocket pages with mesh or vinyl pockets in a variety of styles.

Finished size: 10"H x 14"W x 5½"D (closed) with two Pocket Pages, each measuring 13" x 20"

PBA207-2 pattern only • \$9.95

Fabric used: In the Afterglow by Minki Kim for Riley Blake Designs



Tools of the Trade

Convenient carrying for oversized items

Carry everything you need in this sturdy portfolio/carrying case. The front zips open for easy access to rulers, cutting mats, sketchbooks, tools, and supplies. The small portfolio holds a 12" x 18" mat; the large holds an 18" x 24" mat.

Finished sizes:
SMALL: 14"H x 20"W x 3¾"D
LARGE: 21"H x 26½"W x 5½"D

PBA294 pattern only • \$9.95

Fabric used: Embark and Worn Croc by Tim Holtz for FreeSpirit Fabrics

Drop Zone

Quick cases to hold your essentials!

Multipurpose zippered pouches in three sizes open to create shallow trays that provide great visibility and easy access to contents.



Use them to store and carry personal items or a variety of art, office, and craft supplies.

Grab tabs make opening and closing easy. The optional hardware on one end may be used to attach a strap or other object.

Finished sizes:

SMALL: 2½"H x 5"W x 5"D when open, 2½"H x 5"W x 2½"D when closed
MEDIUM: 2½"H x 7"W x 5"D when open, 2½"H x 7"W x 2½"D when closed
LARGE: 3"H x 9"W x 6"D when open, 3"H x 9"W x 3"D when closed

PBA307 pattern only • \$9.95

Fabric used: Birdie by Libs Elliott for Andover Fabrics



Bags zip closed for easy carrying!

iCases 2.0

Protect your devices in style



Dimensional front pockets on each case accommodate items with depth

Carry and store electronic devices comfortably with these stylish clutches made in your favorite fabrics and colors.

Each case features a fold-over flap with a hook & loop closure. A back zippered pocket provides convenient storage for chargers, cords, or personal items.

ByAnnie's Soft and Stable® gives the cases great body and stability and provides cushioning and padded protection for your gear.

Finished sizes:

SMALL: 6½"H x 9¾"W x ¾"D exterior, holds devices up to 5½"H x 8½"W x ¾"D
MEDIUM: 8"H x 11½"W x ¾"D exterior, holds devices up to 7"H x 10¼"W x ¾"D
LARGE: 9½"H x 13"W x ¾"D exterior, holds devices up to 8½"H x 11¾"W x ¾"D
EXTRA LARGE: 10¼"H x 14¾"W x 1½"D exterior, holds devices up to 9¼"H x 13¼"W x 1½"D

PBA218-2 pattern only • \$9.95

Fabric used: Untamed by Tula Pink for FreeSpirit Fabrics



MORE PATTERNS TO ORGANIZE YOUR ART SUPPLIES



Catch All Caddy 2.0

Organize and carry all your supplies

You'll love this sturdy caddy with lots of slip pockets and dividers. Six slip pockets on the exterior provide easy access to tools and supplies and a zippered pocket on one end keeps personal items safe and secure.

Comfy padded fabric handles make carrying easy. They attach with rectangle rings which allows them to fall flat against the front or back of the caddy.

Finished size: 7"H x 13½"W x 6½"D

PBA225-2 pattern only • \$9.95

Fabric used: Delightful Dreams by Josie for QT Fabrics



Fetch Your Sketch

Take your art on the go!

This art tote is perfect for artists of all ages! It features a chalkboard mat and two slip pockets for storing two 9" x 12" drawing pads or coloring books. Two zippered see-through pockets and two elastic-topped mesh pockets are perfect for holding all of their supplies. The tote has two sturdy handles as well as a removable adjustable carrying strap for crossbody carrying.

Finished size: 11"H x 14"W x 2" closed, 11"H x 24"W open

PBA236 pattern only • \$9.95

Fabric used: Pencil Club by Heather Givans for Windham Fabrics

Contain Yourself

Store supplies these soft-sided fabric bins

Make fabric bins in your favorite fabrics and colors to organize just about anything. The pattern includes instructions for three sizes of containers with optional labels and handles, plus handy formulas and tips to make custom sizes.

Finished sizes:

SMALL: 2¾"H x 4½"W x 3½"D
MEDIUM: 6"H x 6"W x 10½"D
LARGE: 11¼"H x 11½"W x 11½"D

PBA274 pattern only • \$9.95

Fabric used: Shot Cottons & Shot Stripes by Kaffe Fassett for FreeSpirit Fabrics



MORE PATTERNS TO CARRY YOUR ESSENTIALS



Sidekick

Quick access to the day's essentials!

This multi-pocketed saddlebag is your companion for sporting events, camping, or even at home or the office. Drape it over an armrest to stay organized and keep projects close at hand. For those with mobility needs, attach it to a walker or rollator to carry the essentials in style.

Finished size: 11½"H x 11"W x about 3½"D when attached to device, 24"H x 11"W x 3"D when open

PBA300 pattern only • \$9.95

Fabric used: Geometric Symphony by Island Batik

Ultimate Travel Bag

The perfect travel companion

This functional bag includes a comfortable padded adjustable carrying strap and quick-grab side handles, as well as a handy trolley sleeve on back to secure the bag to rolling luggage.

Zippered and slip pockets on the front, back, and ends plus a full zippered pocket and three more slip pockets inside will keep everything organized and accessible.

Finished size: 13¾"H x 18½"W x 8"D

PBA251-2 pattern only • \$9.95

Fabric used: Kaffe Fassett x Morris & Co by Kaffe Fassett for FreeSpirit Fabrics

Night and Day

Roomy purse and reversible mini tote

Carry the purse using the detachable strap or carry it as a clutch. You can also use it inside the Tote as an organizer. The Mini Tote is reversible for two fun looks: a quilted side or a non-quilted side with a welt pocket. The Purse's carrying strap may also be attached to the rings on the Tote.

Finished sizes:

PURSE: 6½"H x 10½"-12½"W x 4¾"D
MINI TOTE: 9"H x 11"-16"W x 6"D

PBA298 pattern only • \$9.95

Fabric used: Bubbles, Curves, and Corners by Deb Tucker of Studio 180 Design for Island Batik



Soft and **STABLE**[®]
... For Bags and Beyond!

WHY SETTLE FOR *floppy?*

ByAnnie's Soft and Stable[®] provides body and stability to help your projects stand up and hold their shape.

The original sew-in foam stabilizer, ByAnnie's Soft and Stable[®] is great for *purses, bags, placemats, table runners, and more*. Easy to sew, it is lightweight yet maintains its shape and gives a professional finish to your project.

You'll make projects that *everyone will think you bought!*

Project Pack

Four 13½" x 18½" (34,5cm x 47cm)

These four pieces of Soft and Stable[®] are perfectly sized for placemats and even come with a free placemat pattern!

Color options:

Black **SS10PP** • \$12.95

White **SS20PP** • \$12.95

Cherrywood Special

21½" x 21½"

Read more at right.

White **SS20CW** • \$9.99

½ yard package

18" x 58" (45,7cm x 147cm)

This piece of Soft and Stable[®] is enough to make small and medium sized projects. At 58" wide, this package gives you a lot to use!

Color options:

Black **SS1018** • \$11.95

White **SS2018** • \$11.95

1 yard package

36" x 58" (91,5cm x 147cm)

This larger piece of Soft and Stable[®] is used for medium-sized projects or multiple small projects. Steam Soft and Stable[®] to remove any creases or folds.

Color options:

Black **SS1036** • \$18.95

White **SS2036** • \$18.95

2 yard package

72" x 58" (183cm x 147cm)

This piece of Soft and Stable[®] will make any of the ByAnnie.com patterns and then some. Save money with this large piece.

Color options:

Black **SS1072** • \$36.95

White **SS2072** • \$36.95

15 yard roll

15 yd (540") x 58" (13,71m x 1,47m)

If you are a store, a longarm quilter, an industry professional, or simply as obsessed about making bags as we are, the 15 yard roll of Soft and Stable[®] is for you.

Color options:

Black **SS1015** • \$250.00

White **SS2015** • \$250.00

Fabric pictured:
Sisters Mountain Meadow
by Kathy Deggendorfer
for FreeSpirit Fabrics

Make the most of your SOFT AND STABLE®

What makes it different?

The original foam stabilizer, Soft and Stable revolutionized bag making and put the power to make professional-looking bags in your hands.

Soft and Stable features a firm but resilient foam core with a softly-napped fabric lining on each side.

The lining hugs your fabric, preventing it from sliding when you are quilting or sewing.

Soft and Stable makes it easy to sew the bag of your dreams.

Are there benefits?

Soft and Stable gives great body and stability to any project. It may be quilted — or not — the choice is yours!

No longer do you need to spend hours cutting, fusing, and attaching various stiff interfacings.

There are no adhesives to gum up your needle or cause wrinkles and bubbles in your finished project.

At 58" wide, Soft and Stable goes a long way and is a great value.

It is also 100% washer and dryer safe.



Out to Lunch 2.0

PBA231-2 pattern only • \$9.95

Fabric used: Kona Cottons by Robert Kaufman Fabrics

How can I save time when using Soft and Stable®?

If you're planning a number of projects that use quilted fabric and want to save a bit of time, we recommend quilting one large piece of fabric and Soft and Stable. (A 2 yard piece is our go-to size.)

You can cut all your project pieces from that quilted piece — and probably have enough left over for another project or two.

You'll save time and get better use of the quilted fabric.

Cherrywood Challenge — Special Cut - 21½" x 21½"


Long-time admirers of the amazing art quilts, we have partnered with Cherrywood Fabrics to sponsor the 2025 Cherrywood Challenge and create a new special cut to help your designs pop!

ByAnnie's Soft and Stable®:

- Provides structure, stability, and dimension
- Easy to sew and quilt
- Great for embroidery and appliqué
- Ideal for wall quilts, placemats, and more!

How to buy this special cut:
White SS20CW • \$9.99

Learn more about the
2025 Cherrywood Challenge:
CherrywoodFabrics.com



WE KNOW *notions*

At ByAnnie.com we carry a broad range of supplies and tools to help you finish your projects with ease and efficiency.

Learn more about these supplies and tools (and more) on our website: ByAnnie.com/supplies-and-tools

To discover more about Annie's favorites, check out our blog: ByAnnie.com/favorite-tools

Water-soluble thread
SUP114 •
\$8.99-\$32.24



Seam Fix Seam Ripper
SUP191 • \$8.50



Wonder Clips, 10 pack
SUP166-10 • \$7.25




Bias tape maker,
½ inch/12mm
SUP189 • \$7.00



Add-A-Quarter
Ruler
SUP141 • \$9.99



Easy Action
Micro-Tip
Titanium Scissors
SUP199 • \$20.99



Circle Ruler Set
SUP208 • \$42.49



Extra Fine Pins
SUP165 • \$9.95

Topstitch Needles
SUP111 •
\$7.77



Dome Threaded
Needle Case
SUP160 • \$11.50



ByA Leather
Labels
SUP215 • \$5.49



Thimble
SUP192 • \$9.75



Chalk Markers
Set of 4 colors
SUP202 • \$14.06

White
SUP202 • \$3.59



Double-Sided
Basting Tape
SUP217 • \$7.95

Snip-Eze
Multi-Use
Comfort Snips
SUP196 • \$22.99



Chaco Pen
SUP121 • \$9.75



Seam
Ripper
SUP178
\$5.75

Chaco Refills
SUP122 • \$5.25



Clip 'n Glide Bodkin SUP216 • \$6.25

Quick Turn
Tube Turning Tool
SUP193 • \$11.90



SHOP NOTIONS

ByAnnie.com/supplies-and-tools



Chalkboard Fabric
16" x 48"
SUP201 • \$8.95

Hook & Loop
fastener, ¾" wide
SUP169

1 yard \$3.99

2 yards \$7.98

Available in
black and white



Clear Vinyl
16" x 54"
SUP151-16x54 • \$9.95
15 yd roll
SUP151-15yd • \$195



THE TOOL THAT MAKES ALL THE *difference*

ByAnnie's Stiletto & Pressing Tool

SUP207 • \$19.95


One of Annie's absolute favorites, this precision placement tool is great for holding pieces in place as you sew.

It's indispensable when attaching bindings for a beautiful, professionally-finished project.

The grippy steel point can venture where no fingers should venture: close to the foot, *right up to the needle!*



WATCH the Easy Does It Add-on Video™ for tips on attaching binding, using the ByAnnie Stiletto and Pressing Tool.
ByAnnie.com/add-on-video-easy-does-it



Bling

YOUR
BAG

NEW for Fall 2024!
Metal side release buckle

Hardware

THE BEST WAY TO FUNCTIONALLY EMBELLISH



Our all-metal hardware is available in three finishes (Antique Brass, Black Metal, Nickel) and two sizes (1" and 1½").

These metal hardware pieces are forged to provide extra-smooth edges and a highly finished look. They now also feature our ByA symbol emblazoned on both sides.

A perfect fit!

Not sure what size hardware to pair with which size of our polypro strapping? It's easy!

1" hardware works best with 1" strapping and the 1½" hardware is a perfect fit with 1½" strapping.

Which color hardware should I choose?

As you can see on the straps shown below, different colors of hardware can give a different look or feel depending on the fabric you're pairing it with.

We recommend using Antique Brass with warmer-colored fabrics, Black Metal for a modern or more classic look, and Nickel with cooler-colored fabrics.

At the end of the day, it comes down to preference. You make the rules!



Fabric used (above right): Wild by Monika Forsberg for Anna Maria's Conservatory for FreeSpirit Fabrics

SHOP HARDWARE

ByAnnie.com/hardware

SHOP STRAPPING

ByAnnie.com/strapping

Strapping

Come to grips with durability!

ByAnnie's polypro strapping is durable, long-lasting, and great for handles and straps on bags, purses, and more. Available in both 1" and 1½" sizes, it fits beautifully into our hardware.

Available in black and white, we recommend covering the strapping with a coordinating fabric to give a truly custom look to your project.

All relevant ByAnnie patterns include instructions explaining how to accomplish this in an efficient manner.

1"-wide Strapping

3 yard package
SUP164-1-3YD • \$3.49

6 yard package
SUP164-1-6YD • \$5.99

50 yard roll
SUP164-1-50 • \$39.99

1½"-wide Strapping

3 yard package
SUP164-1.5-3YD • \$4.99

6 yard package
SUP164-1.5-6YD • \$8.99

50 yard roll
SUP164-1.5-50 • \$59.99



Each strapping option is available in Black or White.

Metal Strap Adjuster



Strapping enclosed by fabric on a finished bag




Handbag ZIPPERS

Our handbag zippers are easy to cut and sew through and come in four extra-long sizes and 48 vibrant colors. Additionally, our zipper pulls are available individually or in sets of 12 or 24. We provide only top-quality zippers from YKK because we want you to have the best experience and best results.

Why Handbag Zippers?

- Wider zipper tape = Makes installing zippers easier.
- Nylon teeth instead of metal = Allows the zipper to easily flex and bend around curves. It also makes them very easy to sew through. You can cut them with scissors or a rotary cutter and sew right across them with your machine.
- Larger zipper pulls = Lets you get a firm and easy grip, which is handy when you're opening your bag frequently.
- Bigger holes on zipper pulls = Makes it very easy to add a fabric pull to the end, making the zipper even easier to open.



ByAnnie Handbag Zipper Options



24" Single-slide Handbag Zipper

Our 24" single-slide zipper has one open end and is great for smaller projects that don't need two slides.

ZIP24 • \$4.95
Available in 48 vibrant colors



30" Double-slide Handbag Zipper

Our 30" double-slide zipper is our most versatile zipper. Use it to make a zipper that opens in both directions or cut it to make two single-slide zippers.

ZIP30 • \$6.95
Available in 48 vibrant colors



40" Double-slide Handbag Zipper

When 30" just isn't enough, you'll appreciate our 40" double-slide zipper. Use it for our Running With Scissors and other popular patterns.

ZIP40 • \$7.95
Available in 32 vibrant colors



Zipper Pulls by the Yard

Want maximum flexibility? Make any size zipper up to 144" using the 4 yards of zipper tape and 16 pulls included in this handy package. Available in 32 vibrant colors

ZIPYD • \$24.95
Available in 32 vibrant colors



actual size of zipper

ZIPPER RESOURCES

Our latest zipper tutorial *Make Zippers of Any Length or Style* explains how to make best use of our zippers and customize them any way you want.

Watch this video at ByAnnie.com/zippers_videos along with the rest of the tutorial series *Zippers Are EASY!*


You can also find handy zipper tutorial PDF printouts on our handbag zippers page: ByAnnie.com/zippers.

Find our FREE *Zipper Pulls* pattern and choose from three different zipper pull styles.



PBA297 online course FREE

Add-on Video



Curious about colors?

Our Zipper Color Card can be found inside the back cover of this catalog and is a great help when choosing zippers to match or contrast with your fabrics.

Zipper Pull Anatomy



The flat (squared) end of the zipper pull has one channel that forces the zipper teeth together.

The rounded end of the zipper pull has two channels to separate the zipper teeth.

Do you have leftover zipper tape?

Grab some extra pulls in any color! Mix and match for fun accents. **ZIP-PULL • \$0.85**



Extra Fun with Zippers!



Use different colored pulls on your zippers for a bit of fun!



Put two different colors of zipper tape together for an eye-catching pop of color!

EXPERIMENT WITH *color*

ByAnnie's Lightweight Mesh Fabric and Fold-Over Elastic are both available in *14 brilliant colors!*

They are easy to sew, and elevate the quality and finish of your project. For easy coordination, both products match **ByAnnie zipper colors** of the same name.

ByAnnie's Lightweight Mesh

Our mesh fabric is perfect to use when you want storage visibility without bulk. Use it for pockets on bags, purses, and organizers.

100% polyester and washer & dryer safe, the mesh may also be pressed at medium heat. Our mesh is specially coated to be more stable while still remaining soft and pliable.

Lightweight and a bit stretchy, ByAnnie's mesh is fabulous in *fourteen colors*. Mix and match with our fold-over elastic and our handbag zippers.

Available in two useful sizes:

18" x 54" package **SUP209-18x54 • \$5.99**

15 yard x 54" roll **SUP209-15YD • \$149.99**

Fold-Over Elastic

This product is ideal for giving a decorative finish to mesh fabric pockets, necklines, wristbands, or the edges of diapers.

Our fold-over elastic is 20mm-wide spandex elastic, latex-free, and is available in fourteen colors to perfectly match our mesh!

2 yard rolls are "project perfect", while 50 yard rolls are wonderful for custom cutting.

NOTE: There is some shrinkage in all elastic products. We recommend ironing the fold-over elastic on low to medium heat before cutting. Or, cut at least 10% more than needed, especially when using the 50 yard roll.

Available in two formats:

2 yard roll **SUP211-2 • \$4.99**

50 yard roll **SUP211-50 • \$50.00**

Did you know we carry 48 colors of zippers?
The colors shown below match our mesh and fold-over elastic, but there are a lot more to choose from! [Learn more about our handbag zippers on page 20](#), and see our full color card on page 31.

SHOP LIGHTWEIGHT MESH
ByAnnie.com/lightweight-mesh

SHOP FOLD-OVER ELASTIC
ByAnnie.com/fold-over-elastic



actual width of fold-over elastic

actual size of mesh holes



MORE PATTERNS TO USE AS A PURSE



Out to Lunch 2.0

Carry your daily needs in style!

Originally designed as a lunch tote, these compact yet roomy bags also make a stylish purse! Each size features a zip-around, gusseted closure and sturdy base, with outer slip pockets and interior mesh pockets.

Finished sizes:

SMALL: 6¼"H x 8½"W x 3"D at top,
6¼"H x 9¾"W x 5¾"D at bottom
LARGE: 8½"H x 8"W x 4¾"D at top,
8½"H x 10"W x 7¾"D at bottom

PBA231-2 pattern only • \$9.95

Fabric used: Roar by Tula Pink for FreeSpirit Fabrics



Sew Simple Wallet

Super simple and extra quick!

Use these easy-to-make wallets fit in a pocket or small purse and have a flap with a hook & loop closure for secure storage. Make with one, two or three pockets inside.

Finished size: 3¼"H x 4½"W when closed

PBA304 pattern only • \$5

Fabric used: Good Gracious by Anna Maria for FreeSpirit Fabrics

Bowl Me Over

The perfect bag for daily use!

This fun-to-make bag features a classic bowler silhouette with customizable handles and an optional carrying strap. The main compartment opens wide for easy access to the bag's contents.

Keep everything organized with two full-height zippered pockets and numerous slip pockets. The exterior front pocket closes with a magnetic snap flap and is perfect for keys or a phone.

Finished size: 10½"H x 10" W x 2½"D at top, 10½"H x 13"W x 5"D at bottom

PBA249-2 pattern only • \$9.95

Fabric used: Dance of Dreams by George Mendoza for FreeSpirit Fabrics



Payday

Carry all of your essentials!

This streamlined wallet/purse has multiple pockets inside and out. Use the adjustable, detachable strap to carry the purse over the shoulder, crossbody, or around the waist; or detach the strap and carry it as a clutch.

Finished sizes:

SMALL: 4¾"H x 9"W x 1¼"D closed, 10¾"H x 9"W open
LARGE: 6"H x 10½"W x 1¼"D closed, 13¼"H x 10½"W open

PBA302 pattern only • \$9.95

Fabric used: Geometrica by Island Batik



Snapshot

More to hold? Just unfold!

Finished sizes:

SMALL: 6½"-10"H x 10½"-11½"W x 2½"D
LARGE: 8½"-12"H x 13"-14"W x 2½"D

PBA299 pattern only • \$9.95



These versatile bags have zippered tops that fold over and close with magnetic snaps. They feature a zippered welt pocket on the exterior and a divided fabric slip pocket on the interior. Carry them over the shoulder, crossbody, or around the waist using the adjustable, detachable strap; or detach the strap and carry as a clutch.

Fabric used: Happy by Carrie Bloomston for Windham Fabrics



Pretty PURSES

Switchback

Convertible Backpack/ Shoulder Bag

This versatile satchel with a color-blocked design is perfect for every day of the week. The bag may be carried over the shoulder, cross-body, or as a backpack.

A recessed zipper at the top keeps everything safe and secure and pockets in a variety of styles carry and organize all of the day's essentials.

Finished size:

11"H x 11"W x 3½" D at top,
11"H x 11"W x 4½"D at
bottom

PBA295 pattern only • \$9.95

Fabric used: Color Therapy
by Maywood Studios

ByAnnie BASICS

New to ByAnnie? Work your way through these simple patterns to learn all the skills you need to MAKE IT BIG.

Petit Four Baskets

Simple sewing

Not only are these adorable baskets ideal for storing treasures and giving as gifts, they are a great project for a new sewist.



Use these baskets to organize a desktop, tuck away folded fat quarters for display, or hold smaller notions and tools near your sewing machine.

Fast, easy to make, and foolproof with the accompanying Add-on Video™ tutorial!

Finished size: 2½"H x 5"W x 4"D

PBA271 • online course • FREE

Fabric used: Crescendo by Amanda Murphy for Benartex



Start small

We want you to be successful when you take on your first big ByAnnie project, so we've compiled four handy 'starter' patterns that will give you the skills you need to succeed.

Each of these four patterns come with a comprehensive Add-on Video™ so you can sew with Annie, start to finish. When you're finished, you'll have a functional project that you can use to store a variety of items or that you can give as a creative gift!

Call Me

Fast and functional

Keep everything handy in this lightweight bag. It's the perfect on-the-go errand bag!

The Add-on Video™ tutorial includes many helpful tips for working with vinyl, mesh, fold-over elastic, zippers, custom bindings, and more. Don't miss it!

What to expect:

- Attach a zipper to a quilted fabric pocket
- Work with vinyl, mesh, and fold-over elastic
- Make custom bias binding to bind edges and create a strap

TIP: This project is a great way to reduce your stash or test new fabric combinations. Use up bits and pieces of previous projects.

Finished size: 7¼"H x 4¾"W

PBA288 • online course • FREE

Fabric used: Enchanted by Valori Wells for FreeSpirit Fabrics



Easy Does It

Sew a 3-D bag!

You will love the usefulness of this project. The handy zippered bag with attached handles will store and carry all your essentials — or make a quick and easy gift!

Easy Does It includes step-by-step instructions along with a thorough Add-on Video™ tutorial to help you all the way!

What to expect:

- Quilt fabric to Soft and Stable
- Attach zipper to quilted zipper strips
- Accomplish a bulk-free binding on the zipper/side strip seam
- Join pieces and bind raw edges on a 3-dimensional bag

TIP: This pattern is a perfect way to learn many of the basic techniques used to make larger ByAnnie travel bags.

Finished size: 6"H x 9"W x 4¼"D

PBA285 • online course • FREE

Fabric used: Hello Sunshine by Timeless Treasures



Piecekeeper

Easy organization

Store and carry all your project pieces or supplies in this handy zippered bag with attached handle. Use this bag to carry fabrics, tools, puzzles, games, and more!

What to expect:

- Experience sewing with Soft and Stable
- Attach a zipper to a mesh pocket
- Prepare simple folded handles using interfacing
- Bind rounded edges on a flat project

TIP: Use one 13" x 18" rectangle of Soft and Stable and three fat quarters in coordinating prints/colors plus a bit of mesh, interfacing, and a zipper to make this handy bag.

Finished size: 11"H x 16"W

PBA281 • online course • FREE

Fabric used: Sewing Mood by Hoodie Crescent for Paintbrush Studio Fabrics



Sewing with a group or class?

We offer high-quality full-color prints of these patterns in packs of 25. Great for sew-ins, guild meetings, prizes, and more. Try them! ByAnnie.com/byannie-basics

START SEWING WITH *ByAnnie*



To give you a taste of our patterns and Add-on Videos™, we suggest starting with our free [ByAnnie Basics course](#).

The Basics course includes:

- four projects (see pages 26-27)
- PDF instructions
- full-length Add-on Videos™

All of these are available to you completely free!

Find those patterns at ByAnnie.com/byannie-basics

Just click the "Join Course" button.



Need to access all your Add-on Videos™?

Go to ByAnnie.com and sign in to access your purchased video content.

Once there, find your way to the My Courses/Digital Library to find them all.

In your My Courses/Digital Library, you'll also have access to all your Add-on Videos, free tutorials, and more!

THE BIG DEAL ABOUT *Add-on Videos™*

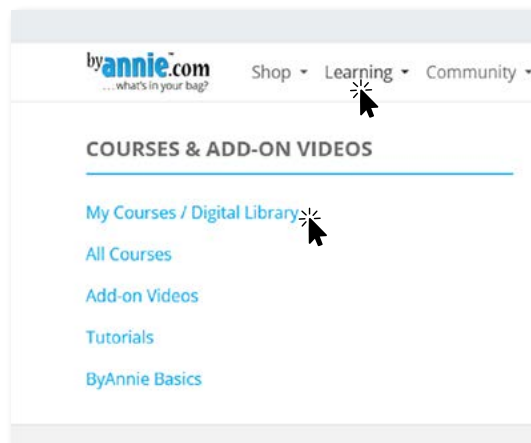
Add-on Videos™ support specific parts of our ByAnnie patterns and help you learn our best techniques.

They don't replace the pattern. Rather, they enhance your sewing experience.

Get them for free by using the coupon included in your printed paper pattern.

Be sure to create an account to keep inventory and have ongoing access!

If you don't have an account, you can join in on the fun by creating one. All you need is an email address.



Watch for this symbol!

It means that we have filmed an Add-on Video™ for the associated pattern.

Video and digital content is available only to the original purchaser and only while connected to the Internet (no CD/DVD available) and logged in at ByAnnie.com. Digital content is not transferable across accounts or individuals. Please see our *Terms and Conditions* for more information.

For \$5.00 Add-on Videos, you will need to use the coupon code included in your printed pattern at checkout on ByAnnie.com to get the video free. The coupon can only be used once and is non-transferable. All paper patterns with Add-on Videos will include a unique coupon code. This includes patterns purchased at ByAnnie.com or from other retailers.

Which patterns have Add-on Videos?

Add-on Videos™ are available for a growing number of patterns.

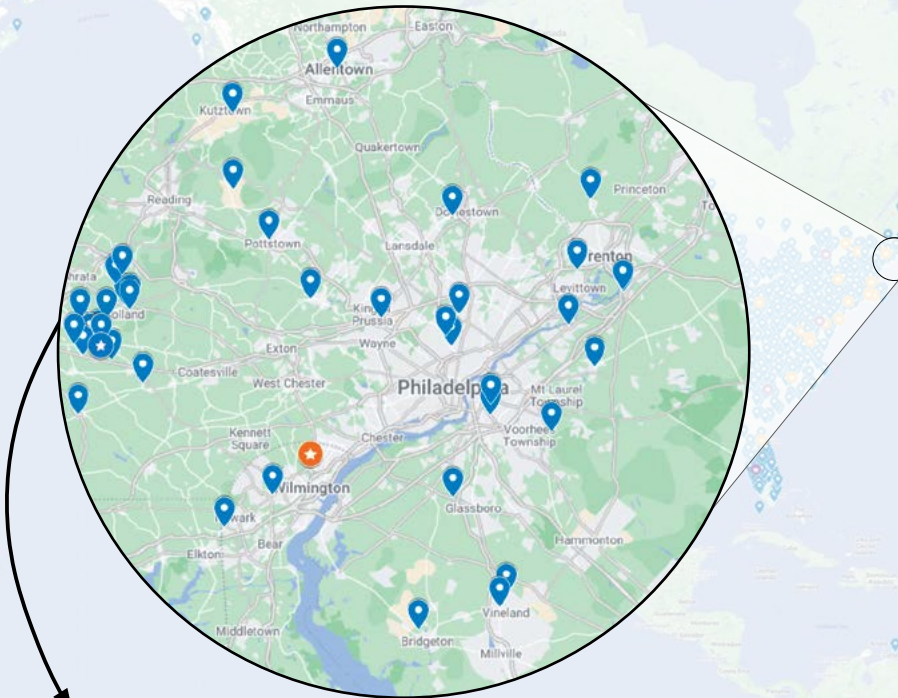
As we create new patterns and update our 2.0 collection, we film a new Add-on Video for each one. As of October 2024, we now have a total of 63 patterns with accompanying Add-on Videos!

Find current patterns with Add-on Videos here: ByAnnie.com/patterns-with-add-on-videos





Do you follow the LOCAL QUILT SHOP CONTEST?



Worldwide Map

From the contest we've compiled a map of local quilt shops worldwide for you to browse and enjoy. Use the map to plan a trip or to find new stores near you! Hosted in Google Maps, you can export it to your own maps, use it to find directions, and more. Submit your photos: [LQSContest.com/map](https://www.lqscontest.com/map)

Next Contest: January 25 - February 28, 2025

ByAnnie's annual Local Quilt Shop Contest starts on Local Quilt Shop Day and runs until the end of February. During the contest we ask you, the customer, to show your love for your local stores by voting and telling us what makes them special. We provide prizes for the top-voted shops, share all of your comments, and work to keep the local crafting industry strong and vibrant.

LQS Winners Blog

With over 60 winners worldwide, including one in each US state and Canadian province, we have regular content and updates to share with you. Read about interesting shops worldwide and find those that inspire you. From there, it is time to travel! Read the Blog: [LQSContest.com/winners](https://www.lqscontest.com/winners)

Shopping local is the best way to support your community!


Check out our special website for great content, blogs, and more: [LQSContest.com](https://www.lqscontest.com)

The Local Quilt Shop Contest was created to highlight the efforts of local quilt shops and provide the general public an opportunity to show their appreciation.

By supporting local quilt shops, we are building community, maintaining centers for inspiration, and enriching our local economies.

ByAnnie.com and the sponsors are dedicated to local quilt shops and their diverse sewing communities.

GREAT WAYS TO *connect & learn*



SUBSCRIBE to our Email List

Our email list is the perfect way to stay informed about our activities and exploits. You'll be the first to hear about our newest products, our best techniques, and our new videos.

It's also the best way to learn about sales and discounts!

Subscribe to our email list today: ByAnnie.com/email-list

SUPPORT AND FIND your local quilt shop!

The Local Quilt Shop Contest was created to highlight the efforts of local quilt shops and provide an opportunity for the general public to show their appreciation.

By supporting local quilt shops, we are building community, maintaining centers for inspiration and enriching our local economies.

Check out our map of stores and blogs about winners on our dedicated website: LQSContest.com



FOLLOW ALONG on our Social Media!

If you love being inspired by other makers like yourself or seeing what Annie is up to, you'll enjoy following us on social media.

Instagram/Pinterest/Facebook: [@PatternsByAnnie](https://www.instagram.com/PatternsByAnnie)

YouTube: [YouTube.com/@PatternsByAnnie](https://www.youtube.com/@PatternsByAnnie)

JOIN US LIVE with Annie!

Sit back, relax, and learn!

ByAnnie.com offers a wide range of tutorials + live videos on products, sewing techniques, and tools.

You can find these videos by visiting us at: ByAnnie.com/live



ByAnnie COLOR CARD

This color card represents the full spectrum of colors available to you for our Handbag Zippers, Lightweight Mesh Fabric, and Fold-Over Elastic. Note: Printed colors are an approximation of real colors.



ByAnnie Fold-Over Elastic

We offer 14 brilliant colors of fold-over elastic that perfectly match our lightweight mesh fabric and handbag zippers with corresponding names. Colors of fold-over elastic are indicated with a (□) symbol.



ByAnnie Lightweight Mesh Fabric

We offer 14 stunning colors of lightweight mesh fabric that perfectly match our fold-over elastic and handbag zippers of the same names. Colors of lightweight mesh fabric are indicated with a (⊠) symbol.



ByAnnie Handbag Zippers

We offer 48 vibrant zipper colors in 24" single-slide and 30" double-slide. Our Zippers by the Yard and 40" double slide zippers are limited to 32 of those colors and are indicated below with a (*) symbol. Our zippers are high-quality #4.5 YKK zippers with a wide zipper tape for easier installation.

100 White*□	140 Seal Brown*	195 Dandelion*⊠	210 Twilight	235 Navy*⊠	258 Wild Plum*
102 Ivory*	145 Sable*	196 Butter Cream	212 Turquoise*⊠	240 Eggplant*	260 Atom Red*⊠
105 Black*⊠	150 Sage	198 Chartreuse*	213 Robin's Egg*	245 Tahiti*⊠	265 Hot Red*
110 Pewter*⊠	152 Taupe	200 Apple Green*⊠	214 Parrot Blue*⊠	247 Dusty Rose	270 Cranberry
115 Gunmetal*	160 Khaki	201 Light Mint	215 Blastoff Blue*⊠	249 Pale Pink	280 Redwood
120 Slate Gray*	170 Golden Brown	203 Jewel Green	220 Country Blue*	250 Lipstick*⊠	285 Tangerine*
130 Natural*⊠	180 Gold	204 Emerald*	225 Cobalt*	252 Raspberry*	287 Pumpkin*⊠
135 Rock Slide	190 Buttercup*	205 Hemlock	230 Union Blue	255 Crazy Plum*	290 Papaya*



Follow & Share

@PatternsByAnnie



#PatternsByAnnie
#SoftAndStable

On the Go 2.0

Fabric used:
Conway Cottage
by Karen Lewis
for Andover