

by **annie**.com

Issue 12
Fall 2023

3 **NEW**
Patterns

2 **NEW 2.0s**



See
Courtside,
pages 4-5

Inspiration and more!

Wednesdays in 2023 and 2024 — Facebook Live with Annie

We have planned lots of inspiring Facebook Live events for the remainder of 2023 and 2024. We'll share tips, tricks, techniques, new products, and more. Join Annie for a fun and creative year.

Current and past episodes: www.ByAnnie.com/live

January 27 - February 29, 2024 — Local Quilt Shop Contest

Our annual contest returns to highlight the amazing local quilt shops you all love. Learn more on the next page.

See more here: www.LQSContest.com

Trade Shows

October 28 - November 5, 2023 — International Quilt Market and Festival - Houston, TX

These annual shows for business customers (October 28 - 30) and then the public (November 2 - 5) are great opportunities to see in one place all that ByAnnie has to offer. Plus you'll get to visit with all the amazing vendors and personalities in our industry.

We'll be in booth #1003 and can't wait to see you!

May 1 - May 3, 2024 — h+h americas - Chicago, IL

A powerhouse B2B trade show in Europe, this show is growing in booths and variety with the new h+h americas format in Chicago. Not just for quilters, it has a broad range of yarn, thread, and craft vendors. See you there!

Monthly Photo Contest

Since its inception in 2018, our monthly Photo Contest has provided inspiration and recognition and is still going strong.

With awards for quilt stores, storytellers, best photo, and more, there is something for everyone. We encourage you to submit your photos and join the club.

Submit your photos: www.ByAnnie.com/photo_contest

Contact Us

NORTH AMERICA & WORLDWIDE

Website: www.ByAnnie.com

Mail: PO Box 1003
St. George, UT 84771
USA

Email: info@ByAnnie.com



Do you follow the LOCAL QUILT SHOP CONTEST?

Shopping local is the best way to support your community!

Check out our special website for great content, blogs, and more — LQSContest.com

The Local Quilt Shop Contest was created to highlight the efforts of local quilt shops and provide the general public an opportunity to show their appreciation.

By supporting local quilt shops, we are building community, maintaining centers for inspiration, and enriching our local economies.

ByAnnie.com and the sponsors are dedicated to local quilt shops and their diverse sewing communities.

Check out all the content: www.LQSContest.com

Next Contest — January 27 - February 29, 2024

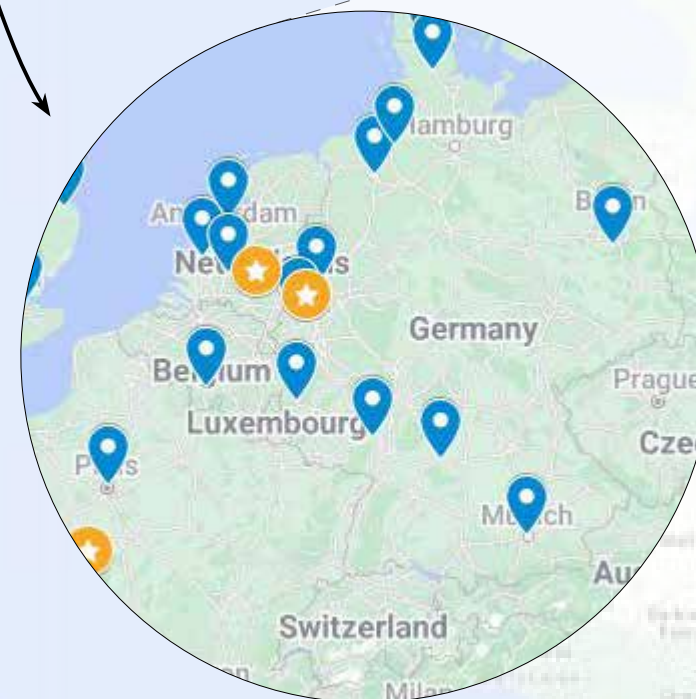
ByAnnie's annual Local Quilt Shop Contest starts on Local Quilt Shop Day and runs until the end of February. During the contest we ask you, the customer, to show your love for your local stores by voting and telling us what makes them special. We provide prizes for the top-voted shops, share all of your comments, and work to keep the local crafting industry strong and vibrant.

Worldwide Map

From the contest we've compiled a map of local quilt shops worldwide for you to browse and enjoy.

Use the map to plan a trip or to find new stores near you! Hosted in Google Maps, you can export it to your own maps, use it to find directions, and more.

Submit your photos: www.LQSContest.com/map

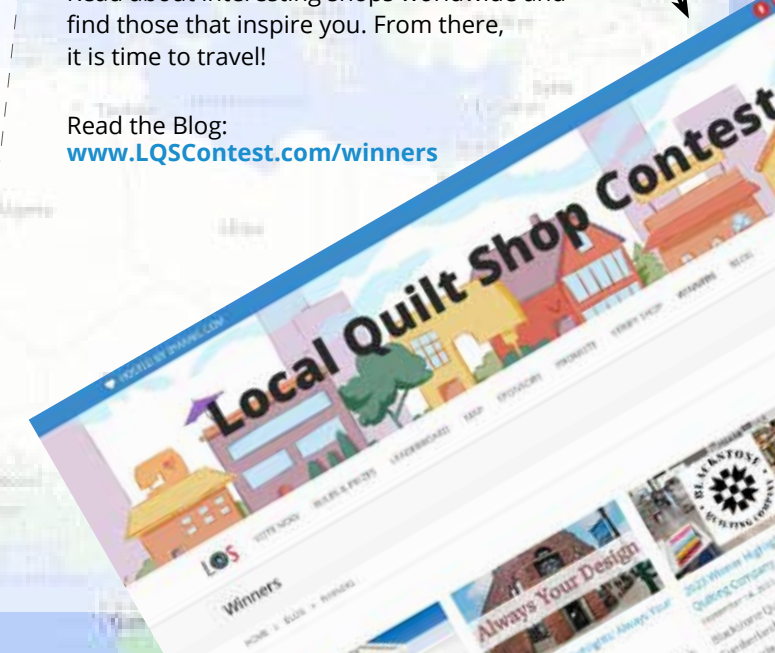


LQS Winners Blog

With over 60 winners worldwide, including one in each US State, we have regular content and updates to share with you.

Read about interesting shops worldwide and find those that inspire you. From there, it is time to travel!

Read the Blog: www.LQSContest.com/winners




Serving in style

Our newest pattern — Courtside — will have you arriving at the court or office in style, ready to show them your best shot every day.

All the pockets will carry laptops, books, tennis or pickleball rackets, water bottles, gym clothes, and more.

Do it all with Courtside.

Visit us at www.ByAnnie.com for technique tutorials, products, inspiration, and more.



Wide-opening zippered front slip pocket

Side pocket for water bottles or tennis ball canisters

Pictured (left): FreeSpirit Fabrics Ravel by e bond

Get out on the court!

Courtside

Super versatile tote and backpack!

Hit the courts in style with this backpack designed to carry rackets, balls, gear, and more. It's perfect for anyone who travels or has an active lifestyle.

You'll love its large, easily-accessible interior. Slip and zippered pockets plus expanding dividers organize everything from personal needs to water bottles. Carry with quick-grab handles or use the adjustable padded straps to carry as a backpack. A trolley sleeve on back makes travel extra easy!

NOTE: This project has many pieces and multiple layers so is recommended for intermediate to advanced sewists using a sewing machine that can handle bulk.



FINISHED:
15"H x 11"W x 4¾"D at top,
15"H x 14½"W x 7¼"D at bottom

Get this pattern
Pattern only **PBA303 - \$9.95**

Pictured: FreeSpirit Fabrics
Everglow + True Colors by Tula Pink



Backpack straps

Rolling luggage sleeve

Quick grab handles




Use it for everything!

Courtside makes a great travel bag, daily commuter bag, or even diaper bag.

With multiple pockets, a spacious interior, and two ways to carry, it can be used for any activity.

Pictured (right):
FreeSpirit Fabrics
Kaffe Fassett Collective
February 2024



Payday

Simplicity with versatility!

Carry all the essentials in this streamlined wallet/purse.

Multiple pockets inside and out make organization easy and are sized to carry everything from money and credit cards to a phone or checkbook.

Use the adjustable, detachable strap to carry the purse over the shoulder, crossbody, or around the waist. Or detach the strap and carry it as a clutch.

SMALL: 4¾"H x 9"W x 1¼"D when closed, 10¾"H x 9"W when open
LARGE: 6"H x 10½"W x 1¼"D when closed, 13¼"H x 10½"W when open



Get this pattern
Pattern only **PBA302 - \$9.95**

Pictured (above and left): Island Batik Squiggles, Dots and Lines by Deb Tucker

Pictured (below): Island Batik Juicy Mosaics



Shop easy, friend!

We are excited to bring you two brand-new ByAnnie patterns to keep your cards, cash, and other items close at hand.

Payday is a full-featured wallet with an ingenious design that hides all raw edges. And there isn't an inch of binding on the whole bag!

Sew Simple Wallet is our newest \$5.00 pattern. A great way to organize your cards and cash in any purse, this little project is accompanied by a full length Add-on Video™.

Visit us at www.ByAnnie.com for technique tutorials, products, inspiration, and more.



Sew Simple Wallet

Stylish travel storage!

Minimal supplies and just a little bit of time are all you need to make this simple wallet in three versions: one pocket, two pocket, and three pocket.

Use them to organize and carry cash, credit cards, loyalty cards, coupons, and more. Tuck in a gift card as a perfect gift for anyone on your list!

The wallets are sized to fit in a pocket or small purse and have a flap with a hook & loop closure for secure storage.

FINISHED:
Pocket wallet with flap closure with one, two, or three pockets — each measures about 3¼"H x 4½"W when closed

Get this pattern
Pattern only **PBA304 - \$5.00**

Pictured: FreeSpirit Fabrics
Kaffe Fassett Collective February 2024



What is a 2.0?

Just like a new edition of a textbook, a 2.0 (or a 2.1) version of a pattern features the newest content and best techniques we have to offer.

Updates may include improvements in the instructions, layout, and illustrations, as well as changes to sewing order or components. They also include Add-on Videos™ to ensure your success.

Learn more about Add-on Videos™ on page 22!

New Versions IMPROVED TECHNIQUES BETTER ILLUSTRATIONS!

Already have the old version?

We generally recommend that you upgrade. First, you will get the best content. And second, along with the physical 2.0/2.1 pattern, you will also receive a coupon to use for that pattern's Add-on Video™. The coupon enables you to get the Add-on Video™ free! That's like getting the improved pattern for just \$5.00.

Haven't purchased the original pattern?

You'll love diving in head-first with these hot-off-the-press patterns. They're new and improved with a little extra pizzazz!

New 2.0

Ditty Bags 2.0

Three sizes of useful bags, now with an Add-on Video™!

Pretty and practical, these zippered bags with side handles and diagonal borders are quick and easy to make.

The pattern includes complete instructions for bags in three sizes. They make great gifts!

What's different in the 2.0 version?

- Updated pattern instructions and illustrations
- Add-on Video™
- Addition of handles on both ends and a diagonal border
- Tips for working with directional fabric
- Changes to measurements and construction for easier assembly and so bags stand up better

SMALL: 3¾"H x 6½"W x 1½"D


MEDIUM: 4½"H x 8"W x 2½"D

LARGE: 6"H x 10"W x 3"D

Pattern only **PBA188-2 - \$9.95**

Pictured (right, top): Island Batik Rollin' Round by Kari Nichols

Pictured (left, bottom): FreeSpirit Fabrics Grace by Valori Wells



Out to Lunch 2.0

Your everyday carry-all — great for hot & cold items!

Carry lunch (or daily needs) in style in these compact yet roomy bags! Each features a zip-around, gusseted closure and sturdy base.

Outer slip pockets and interior mesh pockets hold an ice pack, napkins, utensils, and more.

ByAnnie's Soft and Stable gives great stability, provides insulation for contents, and ensures that the bag will look great after repeated use/laundry.

The bags are also perfect for storing an iron at home or carrying it to class. The small bag will hold a mini iron such as the Oliso Mini and the large will fit many standard home irons. Be sure to measure your iron before sewing.

What's different in the 2.0 version?

- Updated pattern instructions and illustrations
- Add-on Video™
- Addition of a larger size
- Easier assembly
- Hardware added to handles for attaching a carrying strap

SMALL: 6¼"H x 8½"W x 3"D at top, 6¼"H x 9¾"W x 5¾"D at bottom

LARGE: 8½"H x 8"W x 4¾"D at top, 8½"H x 10"W x 7¾"D at bottom

Pattern only **PBA231-2 - \$9.95**

Pictured (right): Island Batik Squiggles, Dots and Lines by Deb Tucker of Studio 180 Design



Soft and STABLE®

... For Bags and Beyond!

WHY SETTLE FOR FLOPPY?

ByAnnie's Soft and Stable® provides body and stability to help your projects stand up and hold their shape.

The original sew-in foam stabilizer, ByAnnie's Soft and Stable® is great for *purses, bags, placemats, table runners, and more*. Easy to sew, it is lightweight yet maintains its shape and gives a professional finish to your project. You'll make projects that *everyone will think you bought!*



Fabric pictured:
FreeSpirit Fabrics
Love Always, AM by Anna Maria Horner

Four 13½" x 18½" (34,5cm x 47cm)

Our Project Pack pieces of Soft and Stable® are perfectly sized for placemats and even come with a free placemat pattern!

Color options
Black SS10PP - \$12.95
White SS20PP - \$12.95

Recommended projects

Piecekeeper PBA281
Handle It PBA280
Quick Zip Cases PBA239
Set a Pretty Table PBA184

18" x 58" (45,7cm x 147cm)

Our ½ yard piece of Soft and Stable® is enough to make small and medium sized projects. Don't forget that it is 58" wide!

Color options
Black SS1018 - \$11.95
White SS2018 - \$11.95

Recommended projects

Catch All Caddy 2.0 PBA225-2
Double Zip Gear Bag 2.0 PBA257-2
Flipping Out PBA287
Hang In There PBA279

36" x 58" (91,5cm x 147cm)

Our 1 yard piece of Soft and Stable® is used for medium-sized projects or multiple small projects. Steam Soft and Stable® to remove any creases or folds.

Color options
Black SS1036 - \$18.95
White SS2036 - \$18.95

Recommended projects

Bowl Me Over 2.0 PBA249-2
Pocket Packers PBA284
Roll With It PBA277
Switchback PBA295

72" x 58" (183cm x 147cm)

Our 2 yard piece of Soft and Stable® will make any of the ByAnnie.com patterns and then some. Save money with this large piece.

Color options
Black SS1072 - \$36.95
White SS2072 - \$36.95

Recommended projects

Divide & Conquer PBA276
Tools of the Trade PBA294
Ultimate Travel Bag 2.0 PBA251
Under Cover PBA289

15 yards x 58" (13,71m x 1,47m)

If you are a store, a longarm quilter, an industry professional, or simply as obsessed about making bags as we are, the 15 yard roll of Soft and Stable® is for you.

Color options
Black SS1015 - \$250.00
White SS2015 - \$250.00

MAKE THE MOST of your Soft and Stable®

What makes it different?

Washable, high-quality, and adhesive-free

The original foam stabilizer, Soft and Stable revolutionized bag making and put the power to make professional-looking bags in your hands.

No longer do you need to spend hours cutting, fusing, and attaching various stiff interfacings.

We obsess about quality. Soft and Stable features a firm but resilient foam core with a softly-napped fabric lining on each side. The lining hugs your fabric, preventing it from sliding when you are quilting or sewing.

There are no adhesives to gum up your needle or cause wrinkles and bubbles in your finished project.

Soft and Stable gives great body and stability to any project. It may be quilted -- or not -- the choice is yours!

At 58" wide, Soft and Stable goes a long way and is a great value. It is also 100% washer and dryer safe.

Soft and Stable makes it easy to sew the bag of your dreams.

Is Soft and Stable necessary?

A stand-up foam stabilizer

Annie created Soft and Stable as an easy-to-sew alternative to saggy bags.

If you prefer a bag with some slouch, you can opt out. For example, our Meshing Around and It's a Cinch patterns use no Soft and Stable.

For a bag with more structure, Soft and Stable is the way to go. It provides stability without being stiff and your bag will bounce back to its original shape if it gets squashed on one of your many adventures.

Save time when sewing!

ByAnnie tip

If you're planning a number of projects that use quilted fabric and want to save a bit of time, we recommend quilting one large piece of fabric and Soft and Stable. (A 2 yard piece is our go-to size.)

You can cut all your project pieces from that quilted piece — and probably have enough left over for another project or two.

You'll save time and get better use of the quilted fabric.



Pictured (above):
Simple Strips Placemats PBA208
Most Wonderful Time of the Year from Michael Miller Fabrics

Pictured (below):
Take A Stand PBA273
Riley Blake Designs
Floralicious by Lila Tueller

SUPPLIES and TOOLS

We know notions!

At ByAnnie.com we carry a broad range of supplies and tools to help you finish your projects with ease and efficiency.

Learn more about these supplies and tools (and more) on our website: www.ByAnnie.com/supplies-and-tools

To discover more about Annie's favorites, check out our blog: www.ByAnnie.com/favorite-tools

ByAnnie's Double-Sided Basting Tape
SUP217 - \$7.95



Seam Fix Seam Ripper
SUP191 - \$8.50



Chalkboard Fabric
SUP201-16x48 - \$8.95



Snip-Eze Multi-Use Comfort Snips
SUP196 - \$19.99



Clover Clip 'n Glide Bodkin
SUP216 - \$6.25



Fusible Interfacing
SUP179-1yd - \$4.99
SUP179-5yd - \$24.95



Vinyl - 16" x 54"
SUP151-16x54 - \$9.95



THE TOOL THAT MAKES ALL THE DIFFERENCE

ByAnnie's Stiletto & Pressing Tool
SUP207 - \$19.95

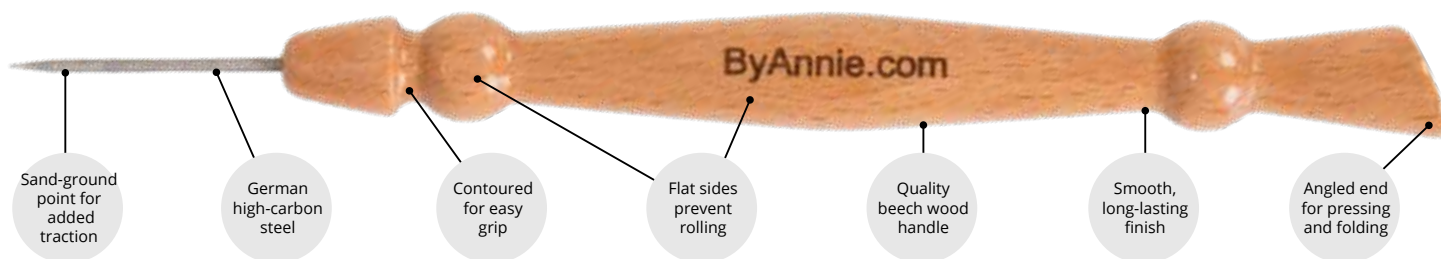
One of Annie's absolute favorites, this precision placement tool is great for holding pieces in place as you sew.

It's indispensable when attaching bindings for a beautiful, professionally-finished project.

The grippy steel point can venture where no fingers should venture: close to the foot, *right up to the needle!*



WATCH the Easy Does It Add-on Video™ for tips on attaching binding.
www.ByAnnie.com/add-on-video-easy-does-it



Base Stabilizers
BS - \$6.95 - \$16.95
Available in a variety of sizes, each measuring 1/8" thick, these clear acrylic stabilizers are designed to fit snugly in the base of selected ByAnnie bag projects.

Base Stabilizers provide extra structure and protection for your bag bottoms.



Purse Parts HARDWARE


SHOP HARDWARE
www.ByAnnie.com/hardware

SHOP STRAPPING
www.ByAnnie.com/strapping

The best way to functionally embellish

Our all-metal hardware is available in three finishes (Antique Brass, Black Metal, Nickel) and two sizes (1" and 1 1/2").

These antique brass, black metal, and nickel-finished metal hardware pieces are forged to provide extra-smooth edges and a highly finished look. They now also feature our ByA symbol emblazoned on both sides.



Why sets of two?

Sets of two make it easy to get just the hardware you need for your project.


As a bonus, our 1" and 1 1/2" metal hardware come in hard plastic cases. Reuse these cases to store labels for your project, pins, buttons, and any other small treasures in an organized manner.

A perfect fit!

Not sure what size hardware to pair with which size of our polypro strapping? It's easy!

1" hardware works best with 1" strapping and the 1 1/2" hardware is a perfect fit with 1 1/2" strapping.

Hardware pieces:



Which color hardware should I choose?

As you can see on the straps shown below, different colors of hardware can give a different look or feel depending on the fabric you're pairing it with.

We recommend using Antique Brass with warmer-colored fabrics, Black Metal for a modern or more classic look, and Nickel with cooler-colored fabrics.

At the end of the day, it comes down to preference. You make the rules!



Pictured (above): FreeSpirit Fabrics Wild by Monika Forsberg for Anna Maria's Conservatory

STRAPPING

Come to grips with durability!

ByAnnie's polypro strapping is durable, long-lasting, and great for handles and straps on bags, purses, and more. Available in both 1" and 1 1/2" sizes, it fits beautifully into our hardware in Antique Brass, Black, and Nickel.

Available in black and white, we recommend covering the strapping with a coordinating fabric to give a truly custom look to your project.

All relevant ByAnnie patterns include instructions explaining how to accomplish this in an efficient manner.

3 Yards	6 Yards	50 Yards
1" Width (3 YD) Available in Black or White SUP164-1-3YD \$3.49 per package	1" Width (6 YD) Available in Black or White SUP164-1-6YD \$5.99 per package	1" Width (50 YD) Available in Black or White SUP164-1-50 \$39.99 per roll
1 1/2" Width (3 YD) Available in Black or White SUP164-1.5-3YD \$4.99 per package	1 1/2" Width (6 YD) Available in Black or White SUP164-1.5-6YD \$8.99 per package	1 1/2" Width (50 YD) Available in Black or White SUP164-1.5-50 \$59.99 per roll

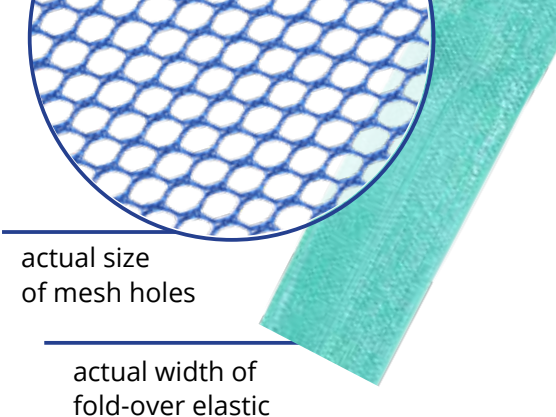


EXPERIMENT with COLOR

Lightweight MESH & Fold-Over ELASTIC

Better together

ByAnnie's Lightweight Mesh Fabric and Fold-Over Elastic are both available in 14 brilliant colors, are easy to sew, and elevate the quality and finish of your project. For easy coordination, both products match ByAnnie zipper colors of the same name.



Audition for the win!

If you're not sure how to choose the right color of mesh or fold-over elastic to match your project, we suggest "auditioning."

Lay pieces of various colors of mesh or fold-over elastic over your fabric and compare. You may be surprised at the results! We often opt for a color choice that we didn't expect.

After you audition colors to best suit your project, you'll know for certain that your bag will be a star!

Did you know we now have a Mesh Fabric Color Sample Pack available for effective color auditioning?

(not pictured)
SUP209-14SamplePack - \$6.50

Fold-over in action!

We customized this Courtside bag to have a mesh pocket on the side. The mesh stretches and expands to snugly accommodate a water bottle.



Helpful tip

Unsure of how to sew with mesh fabric and fold-over elastic? Find our tutorial at www.ByAnnie.com/lightweight-mesh



Courtside

This custom version used mesh and fold-over elastic for the side pocket!

Mesh is a great alternative for many quilted pockets, panels, and other parts of ByAnnie. It adds no bulk and provides a bit of stretch and breathability. Use it for water bottle holders, areas where wet clothes might be placed, and more.

You'll love Courtside as a tennis, gym, or office bag. It is a versatile backpack/duffle/tote.

FINISHED::
15"H x 11"W x 4¾"D at top,
15"H x 14½"W x 7¼"D at bottom

Pictured: FreeSpirit
Murano by Odile
Bailloeuil

Get this pattern
Pattern only PBA303 - \$9.95

A match made in heaven!

Did you know this? For every color of fold-over elastic and lightweight mesh, we have a corresponding handbag zipper color!

The three Mad About Mesh bags (below) show how nicely these colors coordinate.

Have a little fun by mixing and matching colors you love!



ByAnnie's Lightweight Mesh

Our mesh fabric is perfect to use when you want storage visibility without bulk. Use it for pockets on bags, purses, and organizers.

100% polyester and washer & dryer safe, the mesh may also be pressed at medium heat. Our mesh is specially coated to be more stable while still remaining soft and pliable.

Lightweight and a bit stretchy, ByAnnie's mesh is fabulous in **fourteen colors**. Mix and match with our fold-over elastic and our handbag zippers.

Available in two useful sizes
18" x 54" package SUP209-18x54 - \$5.99
15 yard x 54" roll SUP209-15YD - \$149.99

Fold-Over Elastic

This product is ideal for giving a decorative finish to mesh fabric pockets, necklines, wristbands, or the edges of diapers.

Our fold-over elastic is 20mm-wide spandex elastic, latex-free, and is available in fourteen colors to perfectly match our mesh!

2 yard rolls are "project perfect", while 50 yard rolls are wonderful for custom cutting. **Note:** *There is some shrinkage in all elastic products. We recommend ironing the fold-over elastic on low to medium heat before cutting. Or, cut at least 10% more than needed, especially when using the 50 yard roll.*

Available in two formats
2 yard roll SUP211-2 - \$4.99
50 yard roll SUP211-50 - \$50.00



Easy sewing!

Fold-over elastic is specially creased in the middle, so it's simple to fold over your project piece and sew!

To learn more about attaching fold-over elastic to lightweight mesh fabric, watch the Add-on Video for *Call Me!*
www.ByAnnie.com/CallMe-AddOn

ByAnnie Handbag Zippers

Our handbag zippers are easy to cut and sew through and come in 4 extra-long sizes and 48 vibrant colors. Additionally, our zipper pulls are available individually or in sets of 12 or 24. We provide only top-quality zippers from YKK because we want you to have the best experience and best results.

Why Handbag Zippers?

- Wider zipper tape = Makes installing zippers easier.
- Nylon teeth instead of metal = Allows the zipper to easily flex and bend around curves. It also makes them very easy to sew through. You can cut them with scissors or a rotary cutter and sew right across them with your machine.
- Larger zipper pulls = Lets you get a firm and easy grip, which is handy when you're opening your bag frequently.
- Bigger holes on zipper pulls = Makes it very easy to add a fabric pull to the end, making the zipper even easier to open.

ByAnnie Handbag Zipper Options



24" Single-slide Handbag Zipper
Our 24" single-slide zipper has one open end and is great for smaller projects that don't need two slides.
Available in 48 vibrant colors
Choose Color ZIP24 - \$4.95



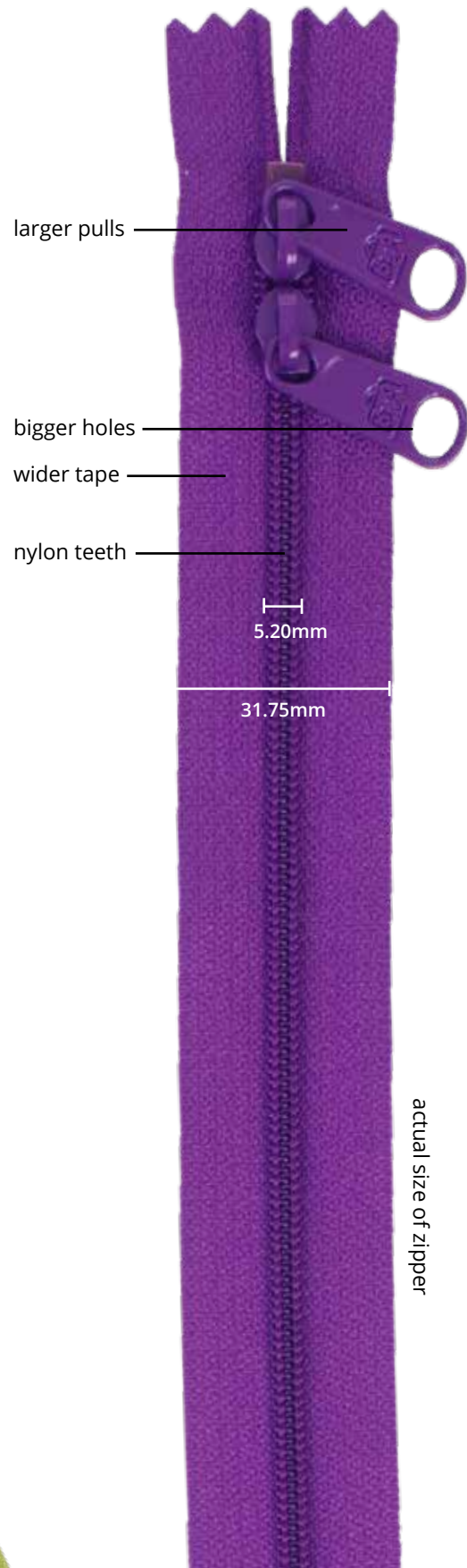
30" Double-slide Handbag Zipper
Our 30" double-slide zipper is our most versatile zipper. Use it to make a bag that opens in both directions or cut it to make two single-slide zippers.
Available in 48 vibrant colors
Choose Color ZIP30 - \$6.95



40" Double-slide Handbag Zipper
When 30" just isn't enough, you'll appreciate our 40" double-slide zipper. Use it for our *Running With Scissors* and other popular patterns. Available in 32 vibrant colors
Choose Color ZIP40 - \$7.95



Zippers by the Yard
Want maximum flexibility? Make any size zipper up to 144" using the 4 yards of zipper tape and 16 pulls included in this handy package. Available in 32 vibrant colors
Choose Color ZIPYD - \$24.95



actual size of zipper


ByAnnie Handbag Zipper Resources

Our latest zipper tutorial *Make Zippers of Any Length or Style* explains how to make best use of our zippers and customize them any way you want.

Watch this video at www.byannie.com/zippers_videos along with the rest of the tutorial series *Zippers Are EASY!*

You can also find handy zipper tutorial PDF printouts on our handbag zippers page: www.ByAnnie.com/zippers

Find our FREE Zipper Pull pattern and choose from three different zipper pull styles.



Curious about colors?

Our Zipper Color Card can be found inside the back cover of this catalog and is a great help when choosing zippers to match or contrast with your fabrics.

Zipper Pull Anatomy



The flat (squared) end of the zipper pull has one channel that forces the zipper teeth together.

The rounded end of the zipper pull has two channels to separate the zipper teeth.


Do you have leftover zipper tape?

Grab some extra pulls in any color! Mix and match for fun accents. ZIP-PULL - \$0.85



Extra Fun with Zippers!

- A. Use different colored pulls on your zippers for a bit of fun!
- B. Put two different colors of zipper tape together for an eye-catching pop of color!



Sewing in the clear!

Premium Clear Vinyl

Durable and crystal clear!

Sturdy, yet flexible, this premium weight vinyl is 54" wide and double polished for maximum clarity.

A 16-gauge vinyl, it is the perfect weight to hold up to extended use while still being easy to sew through.

Use this beautifully-clear vinyl for see-through pockets or windows in organizers, bins, purses and bags, wallets, and more.

You will love the visibility and security that this premium vinyl provides.



The vinyl is moisture resistant and can be wiped clean with a cloth.

Or it may be safely machine washed and dried on medium heat. Just be sure to take it out of the dryer promptly and lay it flat to cool.

The vinyl is packaged on a roll, which prevents wrinkles and folds and makes it very manageable and easy to use.

A white paper backing clings to the vinyl so it is extra-easy to see the edges of the vinyl when cutting. Just leave the paper attached until you are ready to sew.

Then the paper may be easily peeled away and used to prevent the vinyl from sticking to the sewing machine table.

Available in two formats

16" x 54" roll SUP151-16x54 - \$9.95

15 yard x 54" roll SUP151-15yd - \$195.00



Running With Scissors

Handy tool case for on-the-go and at-home projects!

You'll love this handy zip-up tool case to store and carry a variety of tools, from rotary cutters and scissors to markers, turning tools, small rulers, and more. A variety of easy-to-access pockets in vinyl, mesh, and quilted fabric can be customized to fit the tools you use and love.

Designed in collaboration with popular fabric designer, Tula Pink, the Running With Scissors case will hold Tula's hardware collection or can be customized to fit rotary cutters, rulers, and tools from most manufacturers.

FINISHED: 9½"H x 12½"W x 1½"D when closed and opens to 12½"H x 20½"W

Get this pattern

Pattern only PBA272 - \$9.95

Pictured: Riley Blake Designs
Floralicious by Lila Tueller



Project Bags 2.0

An updated pattern, perfect for gifts!

Organize project pieces in these handy bags. Soft handles make carrying easy and allow for vertical storage. Zippers provide secure, yet simple access. A vinyl window affords visibility and protection.

The pattern includes instructions for four sizes with different design options for the bottom borders.

Use Project Bags 2.0 to store project pieces or to organize and store tools, puzzles, games, and more. Why not make one or more as a travel kit for a grandchild and fill it with coloring books, markers, and more?

Pattern only PBA206-2 - \$9.95

Pictured: Riley Blake
In the Afterglow by Minki Kim
with assorted Renaissance Ribbons

SMALL: 6½"H x 10½"W
MEDIUM: 10½"H x 12½"W
LARGE: 13½"H x 13½"W
JUMBO: 16½"H x 16½"W



Room With A View

Update your living space and control the clutter!

These soft, structured fabric cubes in three sizes are a great way to personalize your living space while adding always-needed storage space.

Vinyl windows let you peek inside without unzipping the lid.

The bins feature a handle on the lid for lifting as well as two side handles. An interior zippered mesh pocket on the lid of each bin stores instruction manuals or other small objects.

Perfect for any room in the house, these bins will store fabric, toys, games, out-of-season clothes, and more.

SMALL: 8½"H x 8½"W x 8½"D
MEDIUM: 10½"H x 10½"W x 10½"D
LARGE: 12½"H x 12½"W x 12½"D

Get this pattern

Pattern only PBA291 - \$9.95

Pictured: Andover Fabrics
Wandering by Stephanie Organes



CHECK OUT THESE RECENT PATTERNS

Snapshot

Simple, useful, stylish, and fun!

These versatile foldover bags in two sizes have zippered tops that fold over and close with magnetic snaps.

Need more room? Just open the flap and use the bag with the flap up!

A zippered welt pocket on the exterior back is perfect for quick access to a phone, keys, or other small items.

Inside is a gathered fabric slip pocket which is divided into three sections to separate and organize all your essentials.


Carry the bags over the shoulder, crossbody, or around the waist using the adjustable, detachable strap.

Alternatively, detach the strap and carry as a clutch. For more security, check out our free Wristlet Strap pattern, too!

SMALL: 6½" to 10½"H x 10½" to 11½"W x 2½"D
LARGE: 8½" to 12"H x 13" to 14"W x 2½"D

Get this pattern
Pattern only **PBA299 - \$9.95**

Pictured: Windham Fabrics
Anew by Tamara Kate (small, on right)
Cork 2023 by Whistler Studios (large, on left)



Backseat Babysitter 2.0

Our favorite on-the-go organizer, now with an Add-on Video™!
Keep passengers occupied and the car clutter free!

Featuring over a dozen compartments of various sizes, this handy clutter-buster easily straps to the seatback and offers plenty of space for baby items, toys, and tech gadgets.

Backseat Babysitter 2.0 quickly converts to a stroller organizer, too, so you can take along all the essentials.

Whether your goal is a cleaner backseat or fuss-free stroller journeys, this handy organizer helps tame that overwhelming clutter.

What's different in the 2.0 version?

- Updated pattern instructions and illustrations
- Improvements to dimensional pockets
- Add-on Video™

FINISHED:
23"H x 15"W when open
14"H x 15"W when folded

Pattern only **PBA256-2 - \$9.95**

Pictured: Island Batik
Chromatic by Deb Tucker
of Studio 180 Design



KEEP THE KIDS HAPPY AND SAFE

DESIGNED FOR MORE!

Sidekick

Your hands-free companion!

This multi-pocketed saddlebag will keep you organized on the go.

Use with mobility devices, on the side of a chair or armrest, or as a standalone bag.

The double-sided design holds it securely in place. A roomy zippered main compartment and additional back pockets provide ample storage. You'll have quick and easy access to the day's essentials.

What stands out?

- Convenient and easy to attach
- Double-sided design with abundant pockets
- Stable and versatile. Holds bottles, books, sewing projects, etc.
- Great for camp chairs, soccer games, and more
- Hands-free storage for walkers, rollators and other mobility devices.

FINISHED:
11½"H x 11"W x 3½"D when attached,
24"H x 11"W x 3"D when open

Get this pattern
Pattern only **PBA300 - \$9.95**

Pictured: Island Batik
Citron Breeze



Changing Station 2.0

Comfort and convenience on the go!

This compact set is perfect for changing baby at home or away. The attractive wallet-style clutch unfolds to access a large, padded changing mat and has pockets to keep the essentials close at hand.

The pad removes for easy laundering or to allow the clutch to be used separately.

An outer zippered pocket holds personal items and a handy flap closes the folded clutch, keeping everything contained and easily accessible.

What's different in the 2.0 version?

- Updated pattern instructions and illustrations
- Add-on Video™

FINISHED:
Clutch: 7¼"H x 11½"W x 2"D when closed,
15½"H x 11½"W when open
Pad: 22"H x 22"W when open

Pattern only **PBA255-2 - \$9.95**

Pictured: Island Batik
Chromatic by Deb Tucker of Studio 180 Design



Start sewing with ByAnnie!



ACCESS PURCHASED VIDEOS
www.ByAnnie.com/digital_library

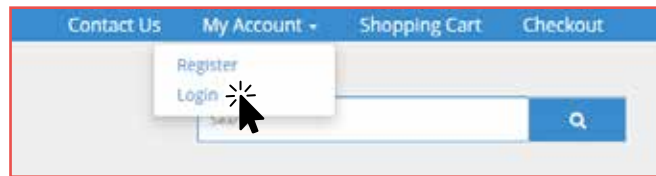
Start watching!

Access your purchased videos

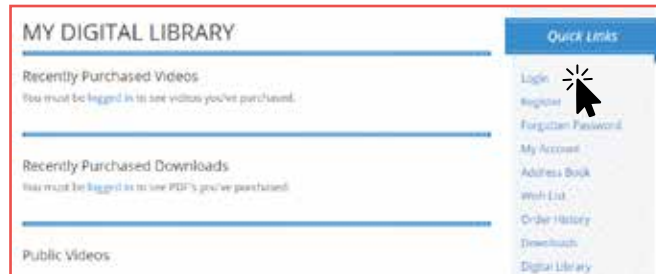
Log in to your Digital Library to access your purchased/downloaded video content.

In your Digital Library, you'll also have access to your purchase history, PDF downloads, free tutorials, and more!

You can find the login portal on www.ByAnnie.com when you click on 'My Account' in the upper right-hand corner. A drop-down menu will appear and you can then select 'Login.' Enter your username and password for access.



If you go to www.ByAnnie.com/digital_library, click on 'Login' under Quick Links.



If you don't have an account, you can join in on the fun by clicking 'Register' and signing up.

Learn more about navigating the Digital Library: www.ByAnnie.com/FAQ, click on 'Add-on Videos', then 'How Do I Access my Digital Library'.

Or find it here: vimeo.com/303820493

Which patterns have Add-on Videos?

Add-on Videos™ are available for a growing number of patterns. As we create new patterns and update our 2.0 collection, we film a new Add-on Video for each one. As of October 2023, we now have a total of 57 patterns with accompanying Add-on Videos!

Find current patterns with Add-on Videos here:
www.byannie.com/patterns-with-add-on-videos



Watch for this symbol! It means that we have filmed an Add-on Video™ for the associated pattern.

The big deal about Add-on Videos™

Add-on Videos™ support specific parts of our ByAnnie patterns and help you learn our best techniques. They don't replace the pattern. Rather, they enhance your sewing experience.

To give you a taste of our patterns and Add-on Videos™, we suggest starting with our free ByAnnie Basics patterns (pages 26-27). Their related Add-on Videos™ are available to you at no charge. Find those patterns here: www.ByAnnie.com/byannie-basics

Add the video to your cart and check out to get started. *You will need to login or create an account.*

Having trouble?

Look for our *All About Add-on Videos™* video at www.ByAnnie.com/add-on-videos to learn why we make Add-on Videos™ and how to get them.

1: Video and digital content is available only to the original purchaser and only while connected to the Internet (no CD/DVD available) and logged in at ByAnnie.com. Digital content is not transferable across accounts or individuals. Please see our *Terms and Conditions* for more information.

For \$5.00 Add-on Videos, you will need to use the coupon code included in your printed pattern at checkout on ByAnnie.com to get the video free. The coupon can only be used once and is non-transferable. All paper patterns with Add-on Videos will include a unique coupon code. This includes patterns purchased at ByAnnie.com or from other retailers.



20 meters
(2 rolls x 10m)

Find tutorials,
projects, and
inspiration at
www.ByAnnie.com


Have you used our Basting Tape?

This extra-sticky double-sided basting tape is excellent for sewing and crafting. You are sure to love it!

Check out some of its awesome features!

- Works with fabric, paper, cork, vinyl, mesh, Soft and Stable, and more
- Holds bulky/solid items that can't be pinned
- Makes quick work of placing zippers, fold-over elastic, handles, and straps
- Simplifies attaching trims and appliques
- Use to precisely position and hold items
- Narrow width and low profile
- Easy-to-peel backing

ByAnnie's Basting Tape - 3mm x 20m (2 rolls x 10m each)
SUP217 - \$7.95



It's time to make some gifts!

Holiday season is around the corner and these simple projects will brighten the room!

We love to make and we love to give. These projects make great gifts for all. Make someone's day this year and gift a handmade project. You can find more organizational patterns on our website: www.ByAnnie.com/gifts-and-small-projects

Double Zip Gear Bag 2.0

Versatile toiletry bag great for men and women!

Perfect for toiletries, electronic gear, shoes, and more, these functional bags in three sizes will keep you well-groomed and organized.

The double-zippered top opens easily for full access to the roomy interior.

Two exterior zippered pockets and two interior slip pockets keep things neat and organized. A sturdy handle on one end makes carrying easy.

SMALL: 4"H x 8½"W x 5½"D
MEDIUM: 5"H x 10½"W x 7"D
LARGE: 6½"H x 13½"W x 9"D

Get this pattern

Pattern only **PBA257-2 - \$9.95**

Pictured: Windham Fabrics
Found Batiks by Carrie Bloomston



Add-on Video™



Add-on Video™

Flipping Out

Stand them up — flip them open — easy access to all your supplies!

Sturdy cases in two sizes store and carry pens and pencils, sewing tools, knitting needles — even a bottle of wine!

When open, the cases convert into desktop stands by folding down their tops, allowing easier access and visibility of contents without sacrificing stability.

Mesh pockets on the inside help organize supplies. Each case zips shut for safe and secure storage. The outside of either case may be embellished with an optional ribbon border.

SMALL: 8½"H x 3½"W x 3½"D when closed, 4½"H x 3½"W x 3½"D when folded down
LARGE: 14½"H x 5½"W x 5½"D when closed, 8"H x 5½"W x 5½"D when folded down

Get this pattern

Pattern only **PBA287 - \$9.95**

Pictured: Dear Stella
Country Picnic by Caitlin Wallace Rowland



Add-on Video™

Pictured: Island Batik
Bits and Pieces by Sherry Shish

Clam Up

Super fast and easy to make!

Easy and fun to make, these bags in five sizes are perfect for storing and carrying make-up, sewing supplies, tech gear, and more.

Double-slide zippers and handy grab tabs make the bags easy to open wide and attached side panels prevent contents from falling out. When empty, the bags nest inside one another to save space.

EXTRA SMALL: 2¾"H x 3½"W x 2½"D
SMALL: 3½"H x 4½"W x 3¾"D
MEDIUM: 4¼"H x 5½"W x 4"D
LARGE: 4¾"H x 6½"W x 4¾"D
EXTRA LARGE: 5½"H x 7½"W x 5"D

Get this pattern

Pattern only **PBA275 - \$9.95**

Ultimate Travel Bag 2.0

Be a gift hero with this amazing bag.

The perfect travel companion, this functional bag includes a comfortable padded adjustable carrying strap and quick-grab side handles, as well as a handy trolley sleeve on back to secure the bag to rolling luggage.

Zippered and slip pockets on the front, back, and ends plus a full-height zippered pocket and three more slip pockets inside will keep everything organized and close at hand.

Optional buttons on the bottom reduce wear.

FINISHED:
13¾"H x 14½"W x 4½"D at the top, 13¾"H x 18½"W x 8"D at bottom

Pattern only **PBA251-2 - \$9.95**

Pictured: FreeSpirit Fabrics
Embark Canvas and Worn Croc by Tim Holtz

Add-on Video™



Add-on Video™

In Control

A caddy with a small footprint, yet full features!

Control the clutter with this smaller version of our popular Catch All Caddy. Its small footprint makes it perfect for using next to the sewing machine or on a desk or coffee table.

Features include expanding dividers, plenty of pockets, and easy-to-grab handles that fall flat against the front and back.

Use it to keep remotes and electronics close at hand, fill it full of art supplies, or gift it to a new mother with plenty of baby necessities already inside!

FINISHED: 6½"H x 10½"W x 6"D

Get this pattern

Pattern only **PBA283 - \$9.95**

Pictured: FreeSpirit Fabrics
Our Fair Home by Anna Maria Horner

Night and Day

Quickly change your look with this versatile bag set!

The Purse has one slip and two zippered compartments to separate and organize all your essentials. Carry it over the shoulder or crossbody using the adjustable, detachable strap. Or detach the strap and carry the Purse as a clutch. The Purse may be carried on its own or it may be used inside the Tote as an organizer!

The Mini Tote features handles and a tie closure. It is reversible for two fun looks: a quilted side or a non-quilted side with a welt pocket. The Purse's carrying strap may also be attached to the rings on the Tote.

Purse: 6½"H x 10½" to 12½"W x 4¾"D
Reversible Mini Tote: 9"H x 11" to 16"W x 6"D

Pattern only **PBA298 - \$9.95**

Pictured: Windham Fabrics
Sparkle & Shine by Natalie Barnes
of Beyond the Reef



ByAnnie Basics

New to ByAnnie? Work your way through these simple patterns to learn all the skills you need to **MAKE IT BIG**.

Petit Four Baskets

Simple sewing

Not only are these adorable baskets ideal for storing treasures and giving as gifts, they are a great project for a new sewist.

Use these baskets to organize a desktop, tuck away folded fat quarters for display, or hold smaller notions and tools near your sewing machine.

Fast, easy to make, and foolproof with the accompanying Add-on Video™ tutorial!

What to expect:

- Experience sewing with Soft and Stable
- Discover how stitching lines create folds
- Learn the "stitch-in-the-ditch" technique
- Make a faux binding

TIP

This project is scrap/precut-friendly, calling for just two 10" x 10" pieces of fabric. A great destasher!

FINISHED: 2½"H x 5"W x 4"D

Get this pattern

Pattern only **PBA271-PDF**

Start small

We want you to be successful when you take on your first big ByAnnie project, so we've compiled four handy 'starter' patterns that will give you the skills you need to succeed.

Each of these four patterns come with a comprehensive Add-on Video™ so you can sew with Annie, start to finish. When you're finished, you'll have a functional project that you can use to store a variety of items or that you can give as a creative gift!



Pictured (above): Island Batik
Just My Type by Tammy Silvers

Piecekeeper

Easy organization

Store and carry all your project pieces or supplies in this handy zippered bag with attached handle. Use this bag to carry fabrics, tools, puzzles, games, and more!

What to expect:

- Experience sewing with Soft and Stable
- Attach a zipper to a mesh pocket
- Prepare simple folded handles using interfacing
- Bind rounded edges on a flat project

TIP

Use one 13" x 18" rectangle of Soft and Stable and three fat quarters in coordinating prints/colors plus a bit of mesh, interfacing, and a zipper to make this handy bag.

FINISHED: 11"H x 16"W

Get this pattern

Pattern only **PBA281-PDF**

Pictured (left): Paintbrush Studio Fabrics
Road Trip by Heather Black

Call Me

Fast and functional

Keep everything handy in this lightweight bag. It's the perfect on-the-go errand bag!

The Add-on Video™ tutorial includes many helpful tips for working with vinyl, mesh, fold-over elastic, zippers, custom bindings, and more. Don't miss it!

What to expect:

- Attach a zipper to a quilted fabric pocket
- Work with vinyl, mesh, and fold-over elastic
- Make custom bias binding to bind edges and create a strap

TIP

This project is a great way to reduce your stash or test new fabric combinations. Use up bits and pieces of previous projects.

FINISHED: 7¼"H x 4¾"W

Get this pattern

Pattern only **PBA288-PDF**

Pictured (right): Windham Fabrics
Breaking News by Janine Vangool



Easy Does It

Sew a 3-D bag!

You will love the usefulness of this project. The handy zippered bag with attached handles will store and carry all your essentials — or make a quick and easy gift!

Easy Does It includes step-by-step instructions along with a thorough Add-on Video™ tutorial to help you all the way!

What to expect:

- Quilt fabric to Soft and Stable
- Attach zipper to quilted zipper strips
- Accomplish a bulk-free binding on the zipper/side strip seam
- Join pieces and bind raw edges on a 3-dimensional bag

TIP

This pattern is a perfect way to learn many of the basic techniques used to make larger ByAnnie travel bags.

FINISHED: 6"H x 9"W x 4¼"D

Get this pattern

Pattern only **PBA285-PDF**

Pictured (left): Andover Fabrics
Stitched by Alison Glass



Sewing with a group or class?

We offer high-quality full-color prints of these patterns in packs of 25. Great for sew-ins, guild meetings, prizes, and more. Try them! www.ByAnnie.com/patterns/pattern-packs

Monthly Photo Contest

by **annie.com**

Each month we award over \$150 in ByAnnie coupon prizes to winners in our Monthly Photo Contest. For a chance to win in one of our four categories, submit any project you've made using ByAnnie patterns or ByAnnie's Soft and Stable® at www.ByAnnie.com/photo_contest.

**WIN
\$50
BYANNIE
COUPON**

ByAnnie Top-Voted Award:

One participant will be selected to receive a \$50 coupon to be used on ByAnnie.com.

For this award, the in-house ByAnnie team votes on all the photos submitted throughout the month!



Maker: Julie S.
ByAnnie Top-Voted Award

Storyteller Award:

One participant will be selected to receive a \$50 coupon to be used on ByAnnie.com.



Maker: Christine H.
Storyteller Award

Quilt Shop Highlight Award*:

One participant (*stores ONLY; must have a wholesale account*) will be selected to receive a \$50 coupon to be used on ByAnnie.com.

*This category is unique: stores who submit in one month also have a chance in winning during the following months, without resubmitting. We like to celebrate local quilt shops year-round!



Maker: Carole P. for Oh Sew Sweet
Shoppe - Quilt Shop Highlight Award

Honorable Mention:

One to three participants will be selected to receive a \$15 coupon to be used on ByAnnie.com.

Find a full list of Rules and Submission Guidelines at:

www.ByAnnie.com/photo_contest



Maker: Janet W.
Honorable Mention



Maker: Debbie F.
Honorable Mention



Maker: Carla P.
Honorable Mention




Maker: Kim G.
Honorable Mention



Maker: Fran L.
Honorable Mention



Maker: Sylvia C.
Storyteller Award



Maker: Jennifer H.
Honorable Mention

Monthly Photo Contest Round-Up

Through 2022 and into 2023, we've seen a huge increase in participation! Thank you to everyone who submitted to our Monthly Photo Contest this year. You constantly amaze and inspire us.

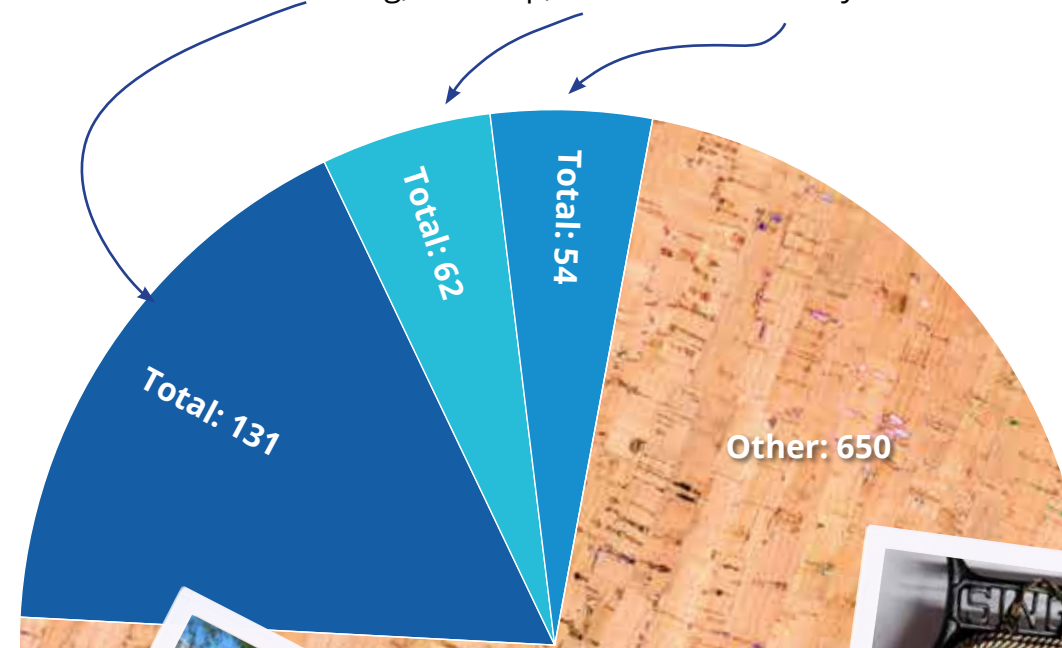
We saw **897** photo contest submissions from October 2022 to September 2023.

There was an average of **74** submissions each month — up 15% from last year!

Contest photo submissions came from countries worldwide, with **19** countries represented.

We presented a total of **73** ByAnnie coupon awards.

The three most common patterns for which entries were submitted were Ultimate Travel Bag, Clam Up, and Catch All Caddy.



Maker: Fay S for Around the
Block - Quilt Shop Highlight Award

GREAT WAYS TO CONNECT AND LEARN



SUBSCRIBE to our Email List

Our email list is the perfect way to stay informed about our activities and exploits. You'll be the first to hear about our newest products, our best techniques, and our new videos.

It's also the best way to learn about sales and discounts!

Subscribe to our email list today!
www.ByAnnie.com/email-list



SUPPORT AND FIND your local quilt shop!

The Local Quilt Shop Contest was created to highlight the efforts of local quilt shops and provide an opportunity for the general public to show their appreciation.

By supporting local quilt shops, we are building community, maintaining centers for inspiration and enriching our local economies.

Check out our map of stores and blogs about winners on our dedicated website: www.LQSContest.com



FOLLOW ALONG on our Social Media!

If you love being inspired by other makers like yourself or seeing what Annie is up to, you'll enjoy following us on social media.

Instagram/Pinterest/Facebook:
[@PatternsByAnnie](https://www.instagram.com/PatternsByAnnie)

YouTube: www.youtube.com/user/ByAnnie



JOIN US LIVE with our Annie!

Sit back, relax, and learn!

ByAnnie.com offers a wide range of tutorials + live videos on products, sewing techniques, and tools.

You can find these videos by visiting us at www.ByAnnie.com/live

ByAnnie COLOR CARD

This color card represents the full spectrum of colors available to you for our Handbag Zippers, Lightweight Mesh Fabric, and Fold-Over Elastic. *Note: Printed colors are an approximation of real colors.*



ByAnnie Fold-Over Elastic

We offer 14 brilliant colors of fold-over elastic that perfectly match our lightweight mesh fabric and handbag zippers with corresponding names.


Colors of fold-over elastic are indicated with a (□) symbol.



ByAnnie Lightweight Mesh Fabric

We offer 14 stunning colors of lightweight mesh fabric that perfectly match our fold-over elastic and handbag zippers of the same names.

Colors of lightweight mesh fabric are indicated with a (▣) symbol.



ByAnnie Handbag Zippers

We offer 48 vibrant zipper colors in 24" single-slide and 30" double-slide.


Our Zippers by the Yard and 40" double-slide zippers are limited to 32 of those colors and are indicated below with a (*) symbol.

Our zippers are high-quality #4.5 YKK zippers with a wide zipper tape for easier installation.

100 White*▣	140 Seal Brown*	195 Dandelion*▣	210 Twilight	235 Navy*▣	258 Wild Plum*
102 Ivory*	145 Sable*	196 Butter Cream	212 Turquoise*▣	240 Eggplant*	260 Atom Red*▣
105 Black*▣	150 Sage	198 Chartreuse*	213 Robin's Egg*	245 Tahiti*▣	265 Hot Red*
110 Pewter*▣	152 Taupe	200 Apple Green*▣	214 Parrot Blue*▣	247 Dusty Rose	270 Cranberry
115 Gunmetal*	160 Khaki	201 Light Mint	215 Blastoff Blue*▣	249 Pale Pink	280 Redwood
120 Slate Gray*	170 Golden Brown	203 Jewel Green	220 Country Blue*	250 Lipstick*▣	285 Tangerine*
130 Natural*▣	180 Gold	204 Emerald*	225 Cobalt*	252 Raspberry*	287 Pumpkin*▣
135 Rock Slide	190 Buttercup*	205 Hemlock	230 Union Blue	255 Crazy Plum*	290 Papaya*


Follow & Share

@PatternsByAnnie



#PatternsByAnnie
#SoftAndStable

Large version pictured.
Open at right.
Closed below.



Payday — PBA302
Pictured: FreeSpirit Fabrics
Butterfly Fields by Sue Penn

Purse Parts™
Handbag Zippers and Hardware

patterns™
by annie

Soft and
STABLE